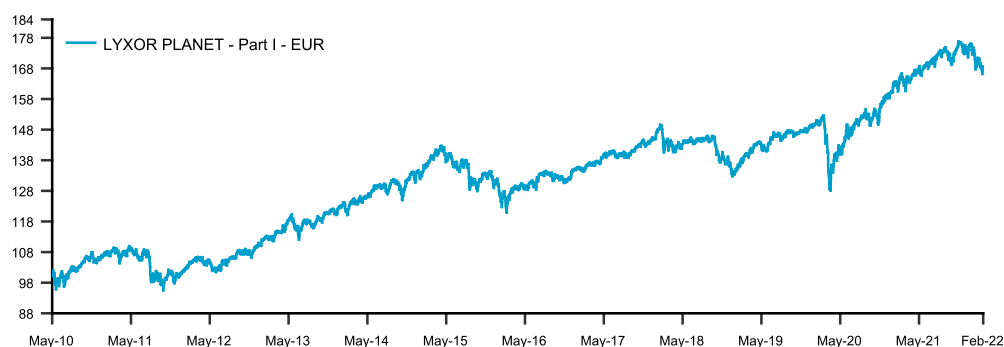


LYXOR PLANET - CLASS I - EUR

MULTI-ASSET INVESTMENTS

PERFORMANCE SINCE INCEPTION



FIGURES RELATING TO PAST PERFORMANCE REFER TO PAST PERIODS AND ARE NOT A RELIABLE INDICATOR OF FUTURE RESULTS

FUND PERFORMANCES

	MTD	3 Months	6 Months	YTD	2 Years	SI
LYXOR PLANET - Part I - EUR	-0.68%	-2.53%	-3.05%	-4.07%	17.55%	68.69%

All performances are based on official NAVs, net of fees.

RISK ANALYSIS

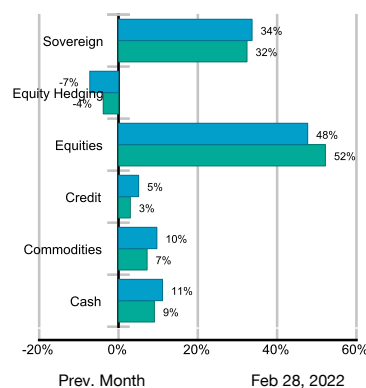
	Annualized volatility 1 Year	Annualized volatility SI	Sharpe ratio 1 Year	Sharpe ratio SI
LYXOR PLANET - Part I - EUR	7.26%	7.63%	0.61	0.60

HISTORICAL MONTHLY RETURNS

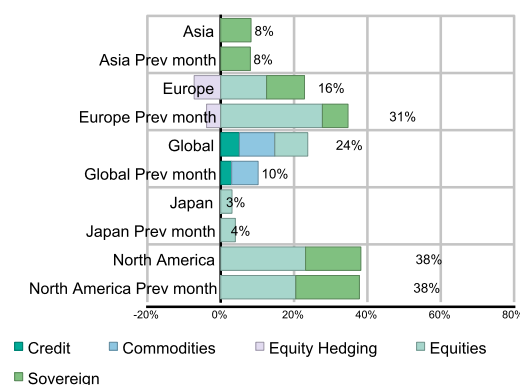
	Jan	Feb	Mar	Apr	May	Jun	Jul	Aug	Sep	Oct	Nov	Dec	YTD
2022	-3.41%	-0.68%											-4.07%
2021	0.16%	1.15%	1.44%	1.28%	0.82%	0.97%	1.31%	1.15%	-2.02%	2.30%	-0.76%	1.60%	9.74%
2020	0.53%	-4.06%	-4.87%	4.29%	1.55%	1.67%	1.65%	2.50%	-1.14%	-1.12%	5.25%	1.69%	7.70%
2019	2.61%	1.32%	1.36%	1.64%	-2.00%	3.06%	0.91%	0.27%	0.27%	-0.24%	0.78%	0.40%	10.78%
2018	2.33%	-2.79%	-1.72%	1.05%	0.51%	0.09%	0.42%	0.50%	-0.02%	-4.58%	-0.13%	-2.97%	-7.28%
2017	-0.47%	1.73%	0.71%	0.76%	0.81%	-0.40%	0.17%	0.33%	1.39%	1.57%	0.01%	0.56%	7.38%
2016	-2.76%	-0.45%	1.56%	-0.15%	1.25%	0.68%	1.95%	-0.71%	-0.09%	-0.91%	0.54%	1.84%	2.69%
2015	1.13%	2.84%	0.65%	-0.41%	-0.30%	-3.17%	2.10%	-4.27%	-2.24%	3.62%	0.38%	-2.01%	-2.00%
2014	-1.22%	2.93%	0.16%	0.65%	1.67%	1.01%	-0.66%	2.04%	-0.55%	0.53%	2.20%	0.01%	9.02%
2013	2.20%	0.39%	1.42%	2.30%	0.20%	-2.14%	2.37%	-1.50%	2.22%	2.09%	0.98%	0.74%	11.71%
2012	2.53%	1.91%	-0.08%	-0.46%	-2.67%	1.25%	1.61%	0.82%	1.07%	0.30%	1.48%	0.68%	8.65%
2011	-0.11%	2.31%	-1.33%	2.01%	-0.90%	-1.50%	-0.77%	-4.52%	-3.76%	3.97%	-1.74%	1.41%	-5.15%
2010					-0.96%	-0.73%	3.39%	0.24%	2.91%	0.69%	-0.86%	2.06%	6.82%*

*Since inception : May 7, 2010

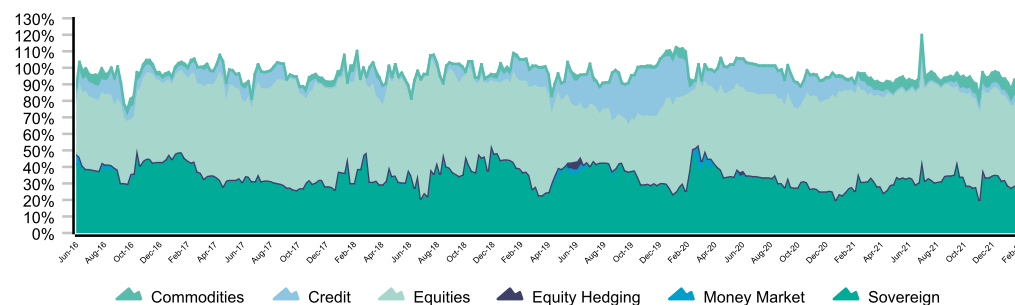
ASSET CLASS



GEOGRAPHICAL BREAKDOWN



PORTFOLIO ALLOCATION



KEY POINTS

Total Fund Assets (M EUR) :	71.25
NAV per Share (EUR) :	168.69
MTD Perf.** :	-0.68%
YTD Perf.** :	-4.07%
Perf. since inception :	68.69%

All performances are based on official NAVs, net of fees.

** MTD performance : non-annualized performance

From Jan 31, 2022 To Feb 28, 2022

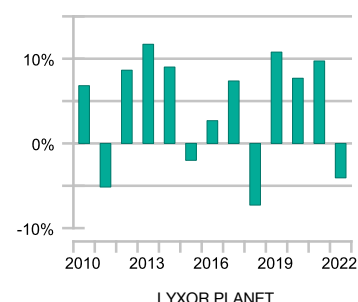
*** YTD performance : non-annualized performance

From Dec 31, 2021 To Feb 28, 2022

INVESTMENT OBJECTIVE

The investment objective of the FCP is to seek capital appreciation by getting exposure to the performance of various asset classes worldwide through trackers, while limiting the FCP's annual volatility to approximately 7%.

FUND PERFORMANCES



FUND FACTS

Legal Structure :	French FCP
UCITS Compliant :	Yes
Inception Date of the Fund :	June 5, 2009
Inception Date of the Class :	May 7, 2010
Share Class Currency :	EUR
Currency of the Fund :	EUR
Composite index :	50% MSCI World 100% Hedged to EUR Net Total Return Index 50% J.P. Morgan GBI European Unhed

Management Company : LYXOR ASSET MANAGEMENT S.A.S.

Fund Codes :

ISIN Code :	FR0010752592
Fund Bloomberg Code :	LYXPLIE FP
Min. Initial Subscription :	100,000
Min. Subsequent Subscription :	N/A
Entry/Exit Fees :	0/0
Management Fee :	0.60% p.a.
Performance Fee :	10 % p.a. over the benchmark (if fund's performance is positive)

Liquidity :	Daily
Dealing Deadline :	Until 5:00 pm (Paris time)
Settlement Date :	D+2

This material has been prepared for informational purposes only and does not constitute an offer, or a solicitation of an offer, to buy or sell any security or instrument, does not constitute an offer of purchase, sale or subscription of financial instruments nor is it a marketing proposal to participate in any investment strategy or an offer of financial services. Any such offer or solicitation may be made only pursuant to the Prospectus or Offering Memorandum. This product may be subject to restrictions with regard to certain persons or in certain countries under national regulations applicable to said persons or in said countries. Lyxor Asset Management and its subsidiaries may not be held responsible for the financial or other consequences that may arise from the investment in this product. The information presented in this document is based on market data at a given moment and may change from time to time. Past performances do not guarantee future results.

CLIENT SERVICES | +33 (0)142133131 | www.lyxor.com | client-services@lyxor.com

LYXOR PLANET - CLASS I - EUR

MULTI-ASSET INVESTMENTS

HOLDINGS

	ISIN Code	Strategy	Weighting	Monthly Contribution	MTD Perf.****
Lyxor Us Treasury 7-10y (Dr) Ucits Etf - Dist	LU1407888053	Sovereign	12.49%	-0.10%	-0.84%
Lyxor Msci Usa Esg Leaders Extra (Dr) Ucits Etf - Acc	LU1792117696	Actions US	11.87%	-0.15%	-2.27%
Lyxor Bloomberg Equal-Weight Commodity Ex-Agriculture Ucits Etf	LU0419741177	Commodities	9.68%	0.57%	6.42%
Amundi Index Msci Wrld Sri	LU1861134382	Equities	8.98%	0.01%	0.32%
Ishares China Cny Bond Usd-A	IE00BKPSFD61	Sovereign	8.27%	0.00%	0.02%
Lyxor Euro Stoxx 50 (Dr) Ucits Etf - Acc	FR0007054358	Equities	7.60%	-0.26%	-4.13%
Lyxor Esg Euro High Yield (Dr) Ucits Etf - Dist	LU1812090543	Credit	5.07%	-0.10%	-2.59%
Lyxor Msci Europe (Dr) Ucits Etf - Acc	FR0010261198	Equities	4.91%	-0.17%	-3.42%
Lyxor Dow Jones Industrial Average Ucits Etf - Dist	FR0007056841	Equities	3.23%	-0.07%	-2.43%
Lyxor Japan (Topix) (Dr) Ucits Etf - Daily Hedged To Eur - Dist	FR0011475078	Equities	3.08%	0.00%	-0.07%
Lyxor Euromts 1-3y Italy Btp Government Bond (Dr) Ucits Etf - Dist	LU1598691050	Sovereign	3.08%	0.01%	0.47%
Lyxor Us Curve Steepening 2-10 Ucits Etf - Acc	LU2018762653	Sovereign	2.59%	-0.09%	-0.72%
Ishares Russell 2000 Etf	US4642876555	Equities	2.26%	0.02%	0.84%
Ossiam Esg Lw Crb Shl Brc Us	IE00BF92LR56	Equities	2.22%	-0.02%	-1.25%
Lyxor Euro Government Bond (Dr) Ucits Etf - Acc	LU1650490474	Sovereign	2.12%	-0.04%	-1.90%
Ishares S&P Us Banks Ucits	IE00BD3V0B10	Equities	2.08%	0.05%	2.31%
Lyxor Core Uk Government Bond (Dr) Ucits Etf - Dist	LU1407892592	Sovereign	2.01%	-0.03%	-1.66%
Lyxor Euromts Highest Rated Macro-Weighted Govt Bond (Dr) Ucits Etf - Acc	LU1287023342	Sovereign	1.60%	-0.02%	-1.42%
Lyxor Euro Government Bond 7-10y (Dr) Ucits Etf - Acc	LU1287023185	Sovereign	1.53%	-0.03%	-1.85%
Lyxor S&P 500 Ucits Etf - Dist (Eur)	LU0496786574	Equities	1.47%	-0.03%	-1.97%
Sx5e/202203/P/4000.	SX5E 03/18/22 P4000	Equity Index Options	-7.25%	0.16%	-6.51%

****Performance are calculated in portfolio currency

This material has been prepared for informational purposes only and does not constitute an offer, or a solicitation of an offer, to buy or sell any security or instrument, does not constitute an offer of purchase, sale or subscription of financial instruments nor is it a marketing proposal to participate in any investment strategy or an offer of financial services. Any such offer or solicitation may be made only pursuant to the Prospectus or Offering Memorandum. This product may be subject to restrictions with regard to certain persons or in certain countries under national regulations applicable to said persons or in said countries. Lyxor Asset Management and its subsidiaries may not be held responsible for the financial or other consequences that may arise from the investment in this product. The information presented in this document is based on market data at a given moment and may change from time to time. Past performances do not guarantee future results.

CLIENT SERVICES | +33 (0)142133131 | www.lyxor.com | client-services@lyxor.com