

Monthly report - May 2023 (data as of 05/31/2023)

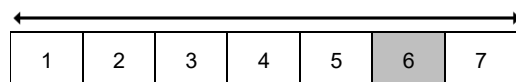
MANAGEMENT STRATEGY

Hugau Actions Monde is a mutual fund invested in International Equities (60% minimum). Its main target is to outperform the MSCI World index converted in euro over a 5-year period.

RISK AND REWARD PROFILE (SRRRI)

Lower risk, typically lower
reward

Higher risk, typically higher
reward



Risks not taken into account in the indicator:

Credit risk: In the event of a deterioration in the quality of the issuers or if the issuer is no longer able to meet its maturities, the value of these securities may fall, thus causing the net asset value to fall.

Liquidity risk: In the particular case where the exchange volumes on the financial markets are very low, any purchase or sale transaction on the latter may cause significant variations in the market.

Counterparty risk: This risk is linked to the conclusion of contracts on financial futures and the conclusion of temporary acquisitions and sales of securities. It represents the risk of default by a market participant preventing it from honoring its commitments vis-à-vis the UCITS for example (payment, reimbursement, non-delivery). The occurrence of any of these risks may have a negative impact on the net asset value of the UCITS.

Risks related to the impact of techniques such as derivatives: The use of derivatives may lead to significant short-term fluctuations in the value of the derivatives and the net asset value in the event of opposing market trends.

No capital guarantee.

AUM & NAV

NAV (C share) : 2 207,54

AUM : 3,21 Mn€

Dividends received 2023 : € 39 185,65

Average PER : 23,02

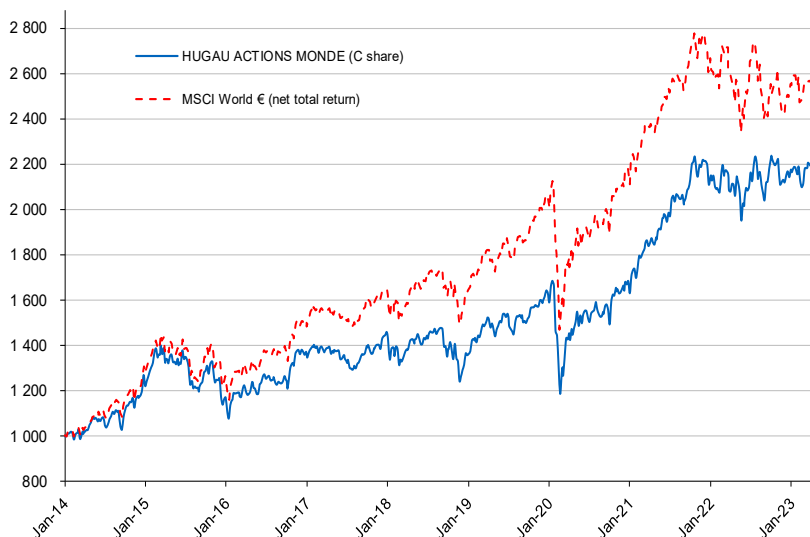
12-month volatility : 13,14%

PERFORMANCE (net of management fees / net total return)

	Cumulative %							Annualised %		
	1 months	3 months	YTD	1 year	3 years	5 years	Incept.	3 years	5 years	Incept.
Actions Monde (C share)	0,73	2,18	4,08	3,58	46,69	56,70	120,75	13,60	9,39	8,85
MSCI World €	2,52	3,30	8,64	2,56	42,55	59,30	162,86	12,52	9,75	10,91

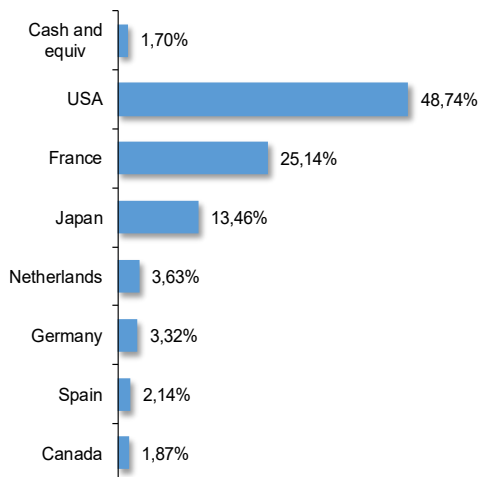
Past performances are not a guarantee of future performances. All subscribers must refer to the Key Investor Information Document (KIID) and prospectus both available on our website www.hugaugestion.com or on demand free of charge.

NAV AND REFERENCE INDICATOR EVOLUTION

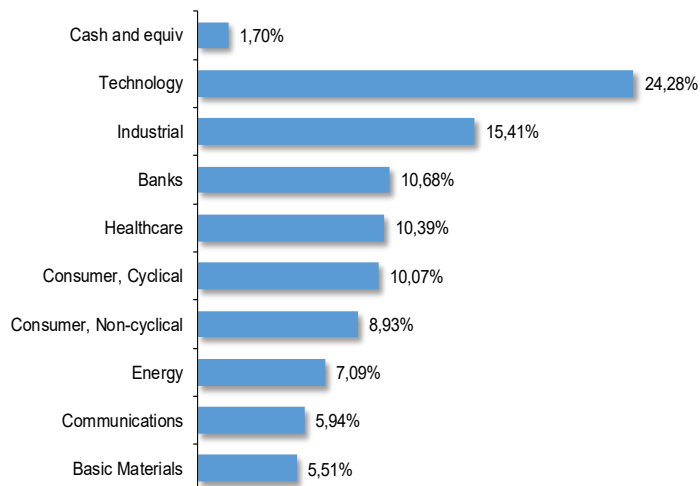


Source : Hugau Gestion

COUNTRY ALLOCATION

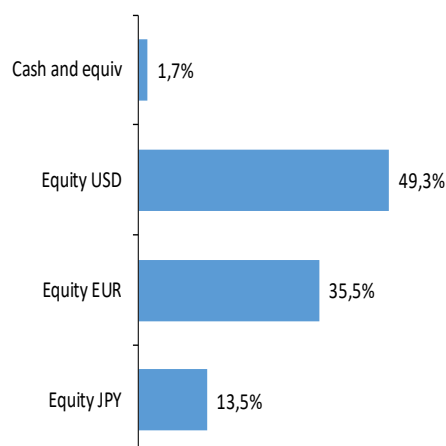


SECTOR ALLOCATION



Monthly report - May 2023 (data as of 05/31/2023)

ASSET ALLOCATION



TOP HOLDINGS OF THE PORTFOLIO (%)

MICROSOFT	5,8%	KEYENCE	2,8%
AIR LIQUIDE	4,1%	WALMART	2,8%
LVMH MOET VUITTON	3,8%	COMCAST CL.A	2,5%
ELI LILLY	3,8%	MASTERCARD CL.A	2,3%
APPLE	3,1%	BANK AMERICA	2,3%
TOTALENERGIES SE	3,0%	CHEVRON	2,3%
NVIDIA	2,9%	META PLATFORMS C.A	2,3%

CHARACTERISTICS

Reference indicator : MSCI World converted in euros
(net total return)

AMF category : International Equity
SFDR category : Article 8 of the regulation (EU) 2019 / 2088
Recommended investment period : > 5 years

Asset Management company : Hugau Gestion
Domicile : France
Custodian : CIC
Fund administrator : Crédit Mutuel AM
Statutory auditor : DELOITTE & ASSOCIES

C-share ISIN : FR0011653773 Inception: 01/31/2014
Nominal value : 1000€

MONTHLY PERFORMANCES

NVIDIA CORP	+36,3%	SUMITOMO METAL MINING C	-15,6%
LASERTEC CORP	+17,7%	EXXON MOBIL CORP	-12,9%
ASML HOLDING NV	+17,1%	CHEVRON CORP	-9,8%
PALO ALTO NETWORKS INC	+17,0%	TOTALENERGIES SE	-8,4%
AMAZON.COM INC	+14,3%	L'OREAL	-7,8%
DASSAULT SYSTEMES SE	+12,7%	ZOETIS INC	-7,3%
MITSUBISHI CORP	+11,3%	COCA-COLA CO/THE	-7,0%

ADMINISTRATIVE FEATURES

Initial min. subscription : 1 share

Base currency : Euro
Subscription / Redemption : Every friday (D) before 10.30am, on the day's NAV. Settlement at D+2.

Subscription fee : 3% maximum
Redemption fee : None

Management fees incl. tax : 1,5% maximum
TER of CIS : 1,81%

Signatory of:



Les informations plus détaillées sont disponibles sur le site
internet hugau-gestion.com et sur demande.



The fund's ESG performance and carbon footprint are evaluated by Vigeo Eiris

This promotional document is a simplified presentation and does not constitute a subscription offer or an investment recommendation. No part of this document may be reproduced, published or distributed without prior approval from the investment management company. Past performances is not a guarantee of future performance. The performances are calculated net of any fees by Hugau Gestion. Access to products and services presented may be restricted regarding certain persons or countries. Tax treatment depends on the individual situation of each investor, please contact your financial advisor who will help you to assess the products appropriate for you and your own financial/tax situation. All subscribers must receive the KIID prior to making a subscription. For full information regarding strategies and fees, please refer to the prospectus, KIID document or other regulatory information available on our web site www.hugau-gestion.com or free of charge on demand from the investment management company's registered offices. Hugau Gestion-60 Rue Saint Lazare-75009 Paris. Tel +33 1 78 09 83 20 - email: contact@hugau-gestion.com. An investment management company authorized by the AMF (French Market Financial Authorities) under number GP06 000008 on June 27th, 2006.