

Fund Overview

Legal form	French Mutual Fund (FCP), UCITS
Launch date	19 Jul 2021
Fund Manager	DEHARBONNIER Solène
Total net assets as of 28 Feb 2025 (mln USD)	157.46
Management Company	BNP Paribas Asset Management Europe
Capital protection	No capital guarantee
SFDR Article	6

Investment Objective

The Fund seeks to provide a long and dynamic exposure to the volatility fluctuations in North American equity markets while seeking to finance all or part of the cost of setting up this exposure through a systematic option-selling strategy. This strategy also aims, under certain conditions, to generate additional income and is particularly appropriate in stable, bullish or moderately bearish markets, conditions that are less favorable to the long exposure to volatility. Conversely, the options strategy may generate losses during sudden and significant downturns.

Investment strategy

The two pillars of the fund's dynamic strategy are:

-Synthetic optimised long volatility exposure through dynamic allocation to short term VIX Index futures (Long Volatility Leg)

-Synthetic short exposure to short-term maturity out of the money put options on the S&P 500 Index (Income Leg)

Therefore, this strategy offers an optimized way of getting long exposure to VIX futures which is expected to act as insurance and provide protection during times of economic downturn (i.e. when volatility spikes), and short exposure to short-term options which should offset carry costs, generate income over time and mitigate the negative impact of quick market mean-reversion.

Share class details - Share I USD ACC

Base currency (of share class)	USD
NAV (I USD ACC)	96.93
Share class	Capitalisation
ISIN Code	FR0014003S23
Bloomberg Code	DYVOCAI FP
Cut-Off (CET)	D 12:00 (24-hr)
Min. initial subscription	100K\$
Max. initial subscription fees	0.00%
Management fees	0.55%
Other fees	0.20%
Performance fees	0%
Total fees (ongoing charges)	0.76%
European Passporting	Germany, Luxembourg, UK(lightreg)

Risk and Reward Profile

Lower Risk				Higher Risk			
1	2	3	4	5	6	7	

The summary risk indicator is a guide to the level of risk of this Product compared to other Products. It shows how likely it is that the Product will lose money because of movements in the markets or because we are not able to pay you.

We have classified this Product as 4 out of 7, which is a medium risk class.

Be aware of currency risk. If the currency of your account is different from the currency of this Product, the payments you will get depend on the exchange rate between the two currencies. This risk is not considered in the indicator shown above.

Fund management comment

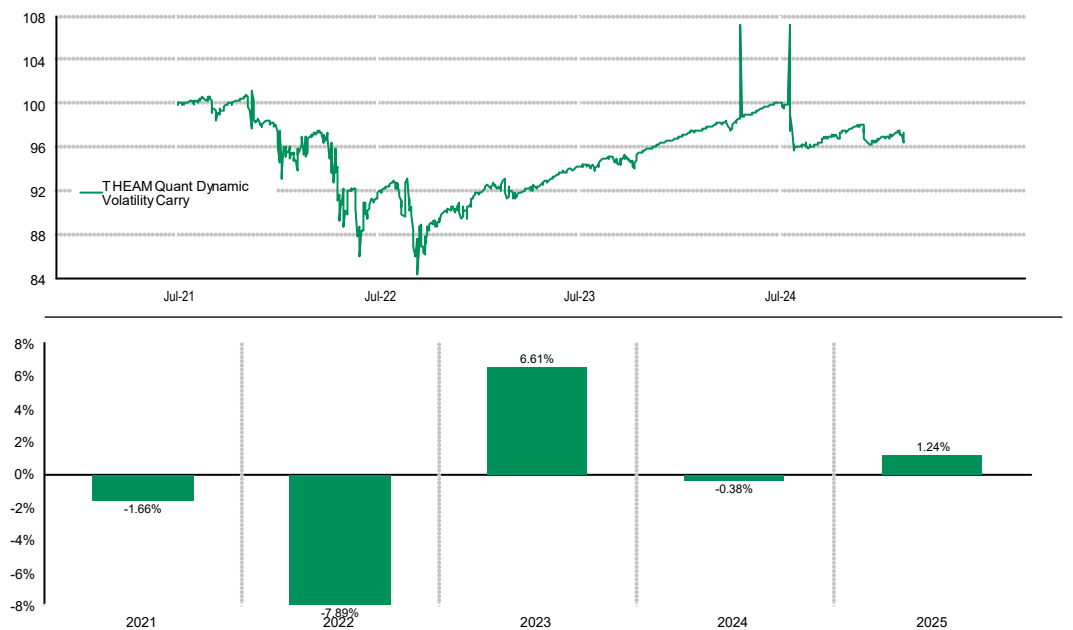
The strategy performance was positive in February, while S&P 500 lost -1.42%.

The put-writing leg displayed a positive performance (+0.19%), driven up by the premium collection (+0.67%, i.e. 8.1% on an annualized basis) a gain deteriorated by the negative mark-to-market contribution (-0.48%) - no exercises were recorded this month. On the other hand, the VIX leg recorded a flat performance (+0.00%).

At the end of February (based on the last five days of the month), the income leg was generating +11.7% of premium p.a., with a limited exposure to VIX futures (7.5%) and a delta of 31.8% to S&P 500.

YTD, the strategy is up by +0.58% while the S&P 500 gained +1.24%, generating relatively low but stable income.

Historical Performance and Risk Analysis (Share I USD ACC)



	Cumulative Performance		Annualized Return	
	YTD	1 Year	3 Years	Since launch
	Fund	Fund	Fund	Fund
Performance	1.24%	-0.26%	0.58%	-0.73%
Annualized Volatility	3.72%	10.73%	10.48%	10.39%
Sharpe Ratio	2.13	-	0.06	
Max drawdown	-1.14%	-10.78%	-13.49%	-16.61%

Historical Monthly Performance (Share I USD ACC)

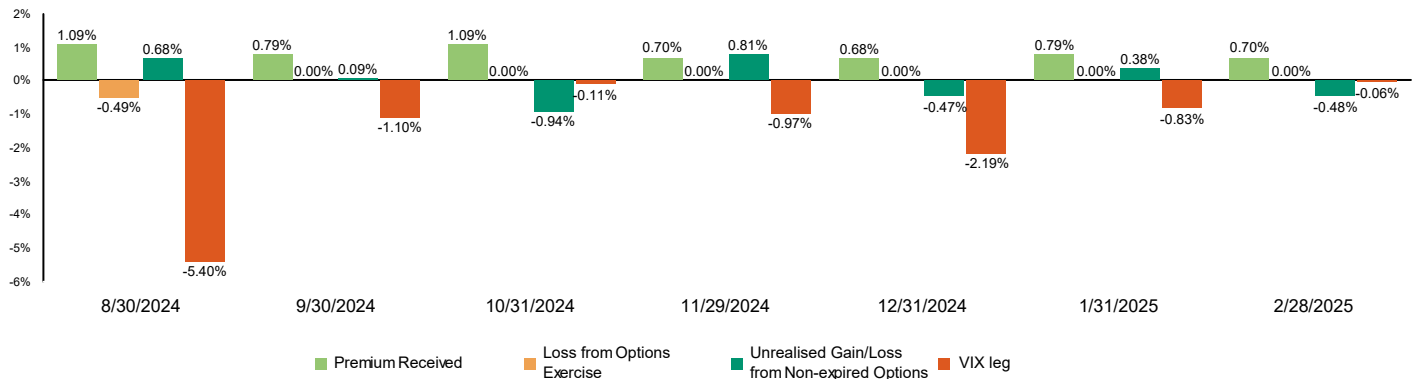
	Jan	Feb	Mar	Apr	May	Jun	Jul	Aug	Sep	Oct	Nov	Dec	Annual
2025	0.75%	0.49%											
2024	0.52%	0.59%	0.57%	-0.01%	0.97%	0.61%	0.19%	-3.66%	0.15%	0.45%	0.95%	-1.61%	-0.38%
2023	1.84%	-0.10%	-0.49%	0.90%	0.55%	1.00%	0.46%	0.46%	-0.40%	0.30%	1.29%	0.63%	6.61%
2022	-2.42%	-0.24%	1.57%	-4.63%	-0.82%	-2.73%	3.13%	-1.95%	-6.72%	5.68%	1.49%	0.09%	-7.89%
2021							-0.06%	0.39%	-1.98%	1.78%	-0.68%	-1.07%	-1.66%

Performances are calculated with dividend reinvested (for the distributing share classes).



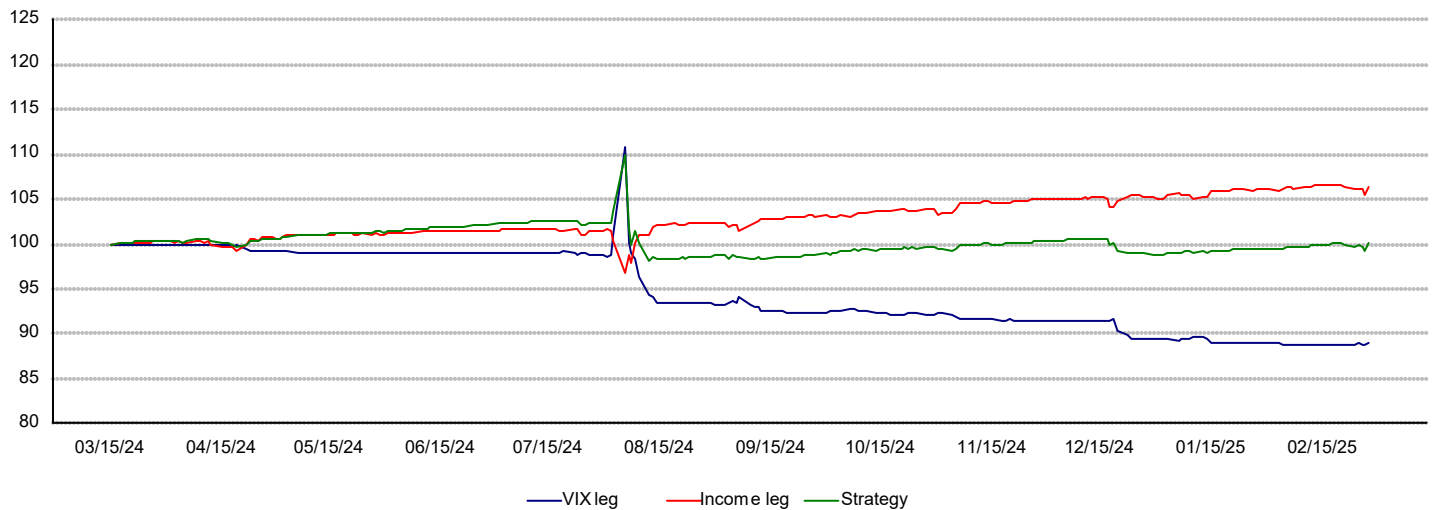
Performance Explanation

Strategy Performance Breakdown*



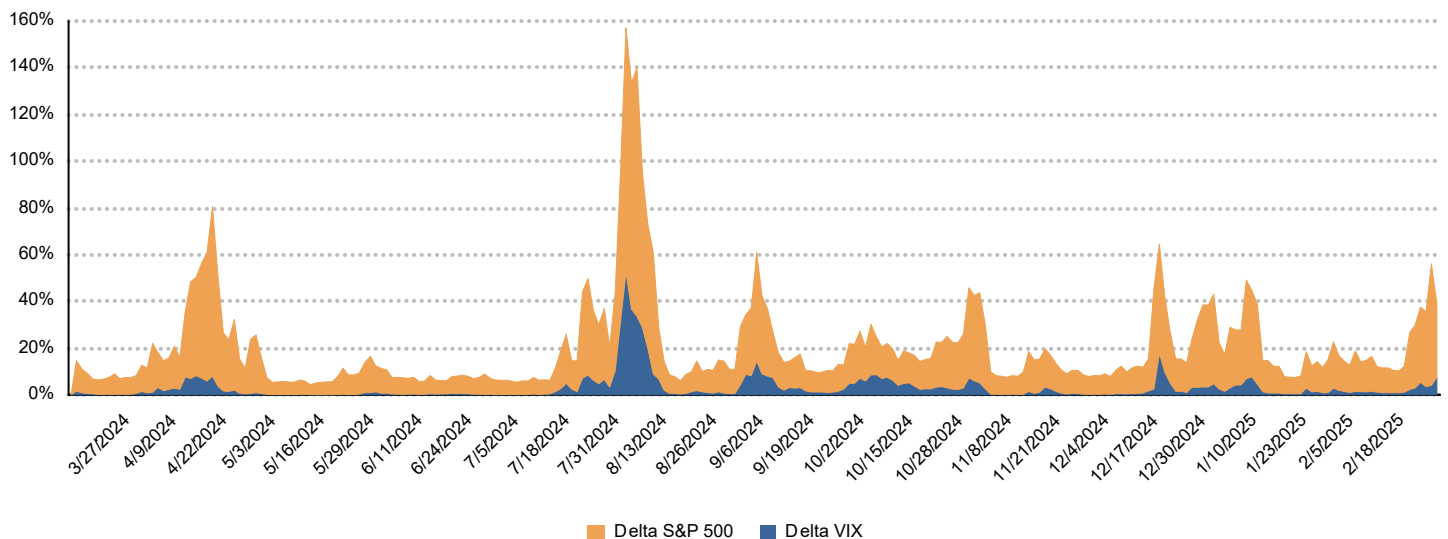
Allocation Statistics

Last 12 Months Performance Split*



Allocation Statistics

Last 12 Months Delta S&P/VIX*



*The data shown refers to the performance (gross of OCR) of the fund underlying strategy and represents performance simulations prior to the launch of the fund on the 19th of July 2021.

Source: Bloomberg, BNP Paribas. All data and performance are as of 28 Feb 2025, unless otherwise stated. Performance expressed net of fees. Past performance is not a reliable indicator of future results. For more details and before subscribing, please refer to the prospectus.



Risks

Liquidity risk - This risk arises from the difficulty of selling an asset at a fair market price and at a desired time due to lack of buyers.

Risk of principal loss - As the capital initially invested is not guaranteed, the corresponding Strategy may post a negative return. Unitholders may therefore lose all their capital.

Market volatility risk - Market volatility reflects the degree of instability and expected instability of the securities or other eligible assets in which a Sub-fund invests, the performance of the Shares, or the techniques used to link the net proceeds of any issue of Shares to OTC Derivatives underlying asset(s), where applicable. The level of market volatility is not purely a measurement of the actual volatility, but is largely determined by the prices for instruments which offer investors protection against such market volatility. The prices of these instruments are determined by forces of supply and demand in the options and derivatives markets generally. These forces are, themselves, affected by factors such as actual market volatility, expected volatility, macro-economic factors and speculation.

Counterparty risk - This risk relates to the quality of the counterparty with whom the funds do business or enter into various transactions. This risk reflects the counterparty's ability to honor its commitments (payment, delivery, repayment, etc.)

Use of financial derivative instruments - The use of derivatives by the funds includes various risks. Those risks are (without limitation), the lack of secondary market liquidity under circumstances, valuations risks, the lack of standardization and regulation, the risk of leverage, the risk of counterparty.

Model risk - The objective of the Strategy is to have a positive exposure to volatility combined with a strategy of seeking returns through short-term options positions. Under certain market conditions, there is a risk that the performance of the Strategy may not be directly correlated with the change in volatility of the relevant markets. In particular, the VIX may respond unexpectedly to the rise when the S&P 500 index falls and may not provide the expected hedging or performance benefits.

Conflicts of interests - Investors should note that connected parties of the BNP Paribas group of companies (the BNP Paribas Group) may act, inter alia and not excluding, as Management Company, counterparty of the OTC Derivative, and Depositary. As a result not only will investors be exposed to the credit risk of the BNP Paribas Group but also operational risks arising from any potential lack of independence of the Management Company

The above listed risks don't cover all the risks associated with the fund. For more detailed risk information please visit: <http://www.bnpparibas-am.com>

Glossary

Net Asset Value - Represents the net assets of the fund (ex-dividend) divided by the total number of shares issued by the fund.

Historical Volatility of Portfolio - Illustrates the dispersion of the fund's realized monthly returns around the average monthly return, indicating how volatile the fund's return is over time. The higher the number the more volatile the fund's returns.

UCITS V - "UCITS" or "undertakings for the collective investment in transferable securities" are investment funds regulated at European Union level. They account for around 75% of all collective investments by small investors in Europe. The legislative instrument covering these funds is Directive 2014/91/EU.

Ongoing Charges - The ongoing charges figure is based on the fund's expenses during the previous year. It excludes transaction costs and performance fees incurred by the fund.

Alt - Volatility - These funds trade volatility as an asset class. Directional volatility strategies aim to profit from the trend in the implied volatility embedded in derivatives referencing other asset classes. Volatility arbitrage seeks profit from the implied volatility discrepancies between related securities.

SFDR Article: The Regulation (EU) 2019/2088 of the European Parliament and of the Council of 27 November 2019 on sustainability-related disclosures in the financial services sector, also known as the Sustainable Finance Disclosure Regulation (SFDR) lays down rules on transparency and the provision of sustainability information. The Fund does not promote environmental and/or social and governance characteristics or does not aim at sustainable investment within the meaning of Articles 8 and 9 of the SFDR.

Disclaimer

BNP PARIBAS ASSET MANAGEMENT Europe, "the investment management company," is a simplified joint stock company with its registered office at 1 boulevard Haussmann 75009 Paris, France, RCS Paris 319 378 832, registered with the "Autorité des marchés financiers" under number GP 96002.

This material is issued and has been prepared by the investment management company. It contains opinions and statistical data that are considered lawful and correct on the day of their publication according to the economic and financial environment at the time. This document does not constitute investment advice or form part of an offer or invitation to subscribe for or to purchase any financial instrument (s) nor shall it or any part of it form the basis of any contract or commitment whatsoever.

This document is provided without knowledge of an investors' situation. Prior to any subscription, investors should verify in which countries the financial instruments referred to in this document refers are registered and authorised for public sale. In particular financial instruments cannot be offered or sold publicly in the United States. Investors considering subscriptions should read carefully the most recent prospectus and Key Investor Information Document (KIID) agreed by the regulatory authority, available on the website. Investors are invited to consult the most recent financial reports, which are also available on the website. Investors should consult their own legal and tax advisors prior to investing. Given the economic and market risks, there can be no assurance that the financial instrument (s) will achieve its investment objectives. Their value can decrease as well as increase. In particular, changes in currency exchange rates may affect the value of an investment. Performance is shown net of management fees and is calculated using global returns with time factored in, with net dividends and reinvested interest, and does not include subscription-redemption fees, exchange rate fees or tax. Past performance is not a guarantee of future results.

All information referred to in the present document is available on www.bnpparibas-am.com.

For funds authorized for marketing in Switzerland or from Switzerland, prospectuses, key investor information documents, articles of association, annual or semi-annual reports can be obtained free of charge from the representative agent in Switzerland, BNP Paribas (Suisse) SA, 2, place de Hollande, CH-1204 Genève; Payment Agency services are provided by BNP Paribas Securities Services, Paris, Zurich branch, 16, Selnaustrasse, 8002 Zurich, Switzerland.

BNPP or its affiliates may own shares of the fund for a variety of purposes including but not limited to facilitating the management of inflows and outflows of the funds and seeding the fund during the early stages of its growth