

# Davy Funds Plc

## Davy ESG Multi-Asset Fund

### CLASS "A Distributing" UNITS

### INVESTMENT OBJECTIVE

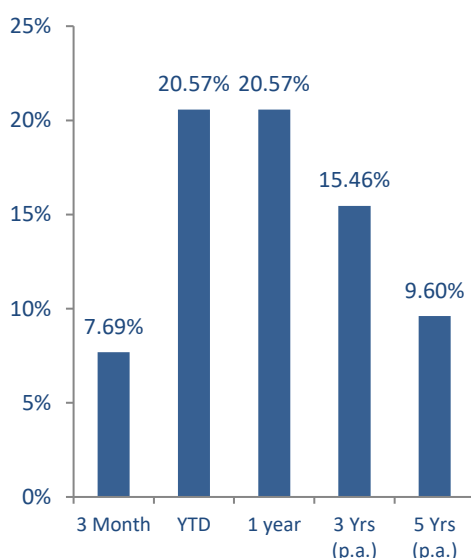
The primary investment objective of the Davy ESG Multi-Asset Fund ('the Fund') is to seek, over time, to achieve capital appreciation in real terms. The Fund may, as a secondary objective, also seek to generate a moderate level of income, from year to year, consistent with the growth objective.

### INVESTMENT STRATEGY

The objective of the Fund will be achieved by investing across a range of asset classes including equities, bonds and fixed deposits. The Investment Adviser's ongoing investment policy will be to take due account of the nature of the trading activities carried out by such corporations from an ethical standpoint.

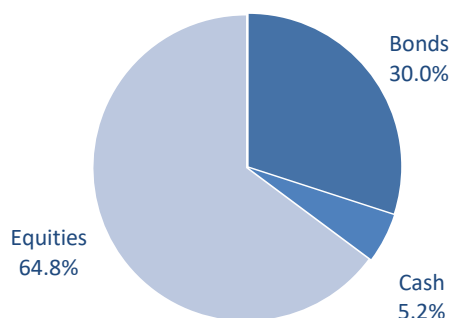
**NOTE: All information below is provided as at 31.12.2021**

#### INVESTMENT PERFORMANCE



Source: Stadia Fund Management & Northern Trust, Single Pricing, Net of Fees, Bi-Annual Income Distribution, Total Return in Euro.

#### ASSET ALLOCATION (% Fund)



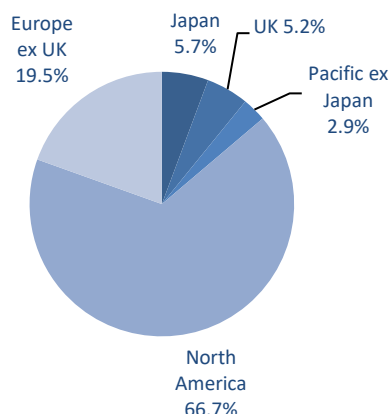
#### TOP 10 HOLDINGS (%)

##### 10 Largest Equity Holdings (% of Total Fund)

Stock	Country	Weight
Microsoft Corp.	USA	5.4%
Alphabet Inc.	USA	5.1%
Visa Inc.	USA	1.9%
Thermo Fisher Scientific Inc.	USA	1.8%
Home Depot Inc.	USA	1.8%
Tractor Supply Co.	USA	1.6%
TE Connectivity Ltd.	USA	1.6%
Oracle Corp.	USA	1.5%
Nike Inc.	USA	1.5%
Iberdrola SA	Spain	1.5%
<b>Total</b>		<b>23.7%</b>

#### GEOGRAPHIC ALLOCATION (%)

##### Portfolio Geographic Allocation (% Equity)



## Davy Global Fund Management

December 2021

### ABOUT THE FUND

**Base Currency:**

Euro

**Fund Size (EUR):**

62.06 m

**No. of Equity Holdings:**

51

**Investment Manager:**

Davy Global Fund Management

**Type of Unit:**

Distributing

**Valuation Point:**

Close of business

**Order Cut-Off Point:**

Daily – All orders must be received by 16:00 p.m. (Irish time) one Business Day immediately preceding the relevant Dealing Day.

**Lipper ID:**

65090638

**Share Classes**

A, B

**Ongoing Charges**

0.87%, 0.80%

**Structure:**

UCITS\*

\* The assets of the Prescient Select Ethical Balanced Growth Fund, a sub-fund of the Prescient Select Portfolio (non-UCITS) were transferred to a new sub-fund of Davy Funds plc (UCITS), which is named the Davy ESG Multi-Asset Fund, on 17th October 2017. The same Strategy applies to both sub-funds.

**Contact:**

**Tel:** +353 1 614 8874

**Email:**

[assetmanagement@davygfm.com](mailto:assetmanagement@davygfm.com)

**Website:** [www.davygfm.com](http://www.davygfm.com)

Warning: Past performance is not a reliable guide to future performance. The value of your investment may go down as well as up. This product may be affected by changes in currency exchange rates. This is a marketing communication. This is not a contractually binding document. Please refer to the prospectus and to the KIID of the Fund and do not base any final investment decision on this communication alone. The fund is actively managed. SFDR disclosures can be found on our website [www.davygfm.com/funds-factsheets/asset-management](http://www.davygfm.com/funds-factsheets/asset-management)

# Davy Funds Plc

## Davy ESG Multi-Asset Fund

---

### MARKET COMMENT

Equity markets performed strongly during the fourth quarter of 2021, adding 9.9% (gross return in Euro terms) and taking the outturn for the year to 31.6% (gross return in Euro terms). Most of the quarterly return was made during October and November before the emergence on the Omicron variant and a more hawkish tone from the Federal Reserve about the course of monetary policy put pressure on markets in early December.

The quarter began with a relatively upbeat earnings season in which companies delivered profits and outlooks that were, on balance, ahead of expectations. There was much comment from company managements about ongoing supply chain problems and increasing costs, particularly in shipping and commodities. Many companies, such as those in hospitality and retail, were also having to deal with shortages of staff. The effects of increased costs were reflected in the inflation data issued during the quarter with both producer and consumer prices rising rapidly in many major economies.

The backdrop of rising inflation was no doubt behind comments from Federal Reserve Chairman Powell at the end of November that the Fed would halt its bond purchase programme “a few months earlier” than originally indicated. Bond yields rose while equities retreated following the remarks. However, news of the increased transmissibility of the new Omicron variant caused bond yields to move back down and for equities to mark time before rallying into the New Year.

Much as it had done for most of 2021, the Technology sector once again produced the strongest performance during the quarter, rising by 15.5% in euro terms. The Communications Services sector, on the other hand, returned just 2.5% during the quarter, held back by a lacklustre performance from telecoms shares.

Global government bond returns were relatively flat on the quarter, as measured by the JP Morgan Global Bond Index (euro hedged) which finished down circa 0.02% for period.

However, this masks what proved to be a very volatile quarter. Bonds initially fell in value as many large central banks communicated a desire to reduce monetary stimulus. Then in late November bonds rallied back sharply as news of the new Omicron variant broke and a flight to safety ensued.

### FUND PERFORMANCE

The **Davy ESG Multi-Asset Fund** rose by 7.69% during the quarter, net of management fees, in Euro terms. During the quarter equities within the portfolio returned 11.68% (gross of management fees), whilst the bond component of the Fund contributed 0.83% (gross of management fees). At the end of the period the asset breakdown was 64.8% **high-quality equities**, 30.0% **Bonds**, and 5.2% **Cash**.

The top five equity contributors to relative performance during the quarter were Microsoft Corporation, Alphabet, Home Depot, Thermo Fisher and TE Connectivity. The bottom five equity detractors to relative performance during the quarter were Prudential, Takeda, Shimadzu, Singapore Exchanges and Visa.

Microsoft, the software giant, rose over 21% and was the top contributor to returns during the quarter. Momentum in the share price continued into November, and hit a new high mid-month, following a strong set of quarterly results reported in October which led to earnings upgrades. The four main product areas included Azure, Server Products, Office and Windows which all came in better than expected, and next quarter's guidance is also projected to be strong. The margin outlook has also improved since the last quarter. Microsoft is a high-quality name and is well positioned for the accelerated digital transformation of businesses and the home. Their aim is to deliver platforms, tools and solutions in a sustainable way to help organisations around the world to build their own technology intensity. They want to be the leading platform provider of technology solutions focused on carbon, water, waste, and ecosystems. Microsoft is a high performing ESG name and is particularly strong in terms of privacy and data security.

Prudential, the UK-quoted life company, though now with a significant exposure to Asia and Africa post the demerger of their US business in September, was the main detractor to returns in the quarter. The shares declined over -10% in the period with c. 8% of the decline occurring on the day the new strain of coronavirus, Omicron, was announced in November. The more focused business creates an opportunity for the company and its newly disclosed net-zero asset owner ambitions to adopt a more unified approach to ESG integration in its investment process. In May 2021 they announced their aim to be net zero by 2050 by (1) a 25% reduction in carbon emissions for all shareholder and policyholder assets held, (2) divestment from all direct investments in businesses that derive more than 30% of income from coal by 2021 for equity holdings and 2022 for fixed income holdings, and (3) through engagement to help accelerate the transition to a low-carbon economy.

The **bond segment** of the Fund underperformed its benchmark, the JP Morgan Global Bond Index (unhedged in Euros), by circa 0.2% on the quarter. The main detractor from performance was the Fund's short duration position – this basically means that the Fund would outperform its benchmark in a rising yield environment. However, when news of the Omicron variant broke in late November a flight to safety sent yields falling, hurting relative Fund performance.

**Warning: Past performance is not a reliable guide to future performance. The value of your investment may go down as well as up. This product may be affected by changes in currency exchange rates. This is a marketing communication. This is not a contractually binding document. Please refer to the prospectus and to the KIID of the Fund and do not base any final investment decision on this communication alone. The fund is actively managed. SFDR disclosures can be found on our website [www.davygfm.com/funds-factsheets/asset-management](http://www.davygfm.com/funds-factsheets/asset-management)**

# Davy Funds Plc

## Davy ESG Multi-Asset Fund

---

### POSITIONING

The two opposing forces of Omicron/COVID-19 and hawkish central banks suggest that uncertainty and volatility are likely to be high in the near term. On the one hand, Omicron is resulting in downside risk for global growth in the first few months of 2022, which is bullish for bonds. On the other hand, central banks seem increasingly uncomfortable with inflation and would like to reduce crisis level monetary stimulus, which is bearish for bonds.

Given this uncertainty we reduced risk in the Fund, primarily by neutralising its short duration position in late November as news on the emergence of Omicron broke. We also neutralised the overweight in Italian euro bonds ahead of political event risk in January.

While we are cautious in the short term, perhaps paradoxically we think there is less uncertainty further out as we make our way through 2022. Regarding COVID-19, we think that the road back to normality will be bumpy and there will continue to be a risk of newer and more sinister mutations. However, we continue to believe that a return to severe lockdowns and a sudden stop in global growth akin to March 2020 is very unlikely. There is very little appetite for this and the vast quantity of vaccines and anti-viral drugs in the pipeline for 2022, which dwarf the amount produced in 2021, are likely to mean that it will be unnecessary.

Although central banks are uncomfortable with inflation and/or want to withdraw from crisis level monetary stimulus, this is unlikely to throw the world into recession in our view. If base interest rates and yields rise, they are coming from extremely low levels and they are therefore unlikely to become so restrictive that they materially hurt growth. Therefore, excluding a much more sinister variant of Covid 19 emerging, we continue to believe in the recovery and that yields can move higher over the course of 2022.

Within the equity portfolio we sold out of Takeda. Takeda, the Japanese pharmaceutical company, was sold in October after they announced the suspension of one of their key pipeline drugs for narcolepsy. The drug was seen as critical to the long-term growth of the business. The proceeds were used to add to higher conviction names.

**Warning: Past performance is not a reliable guide to future performance. The value of your investment may go down as well as up. This product may be affected by changes in currency exchange rates. This is a marketing communication. This is not a contractually binding document. Please refer to the prospectus and to the KIID of the Fund and do not base any final investment decision on this communication alone. The fund is actively managed. SFDR disclosures can be found on our website [www.davygfm.com/funds-factsheets/asset-management](http://www.davygfm.com/funds-factsheets/asset-management)**

## CALENDAR YEAR PERFORMANCE (%)

	2021	2020	2019	2018	2017
Davy ESG Multi-Asset Fund (Eur)	20.6%	5.2%	21.3%	-1.0%	3.8%
MSCI World Index (Eur)	31.1%	6.3%	30.0%	-4.1%	7.5%
JP Morgan Global Bond Index (Eur)	-3.1%	4.9%	4.6%	-0.3%	0.4%
Alphabet Inc.	65.2%	31.0%	29.1%	-1.0%	35.6%
Home Depot	59.5%	24.5%	30.5%	-7.3%	44.6%
Iberdrola S.A.	-7.5%	32.7%	36.7%	14.0%	8.7%
Microsoft	52.5%	42.5%	57.6%	20.8%	40.7%
Nike	18.7%	41.0%	38.1%	19.9%	24.7%
Oracle	36.9%	24.2%	19.3%	-3.0%	24.9%
Prudential	-4.3%	-4.9%	24.7%	-24.4%	20.2%
TE Connectivity	35.1%	29.0%	29.4%	-18.9%	39.9%
Thermo Fisher	43.5%	43.7%	45.5%	18.2%	35.0%
Tractor Supply Co.	71.6%	52.3%	13.5%	13.3%	0.3%
Visa Inc.	-0.3%	17.1%	43.3%	16.5%	47.2%

Source: Davy Global fund Management, Northern Trust, and Bloomberg as at 31<sup>st</sup> December 2021. Performance is quoted in local currency unless otherwise stated. Davy ESG Multi-Asset Fund Class A Distributing is the total return from single pricing and net of fees, with bi-annual income distribution.

**Warning: Past performance is not a reliable guide to future performance. The value of your investment may go down as well as up. This product may be affected by changes in currency exchange rates. This is a marketing communication. This is not a contractually binding document. Please refer to the prospectus and to the KIID of the Fund and do not base any final investment decision on this communication alone. The fund is actively managed. SFDR disclosures can be found on our website [www.davygfm.com/funds-factsheets/asset-management](http://www.davygfm.com/funds-factsheets/asset-management).**

This report does not constitute an offer for the purchase or sale of any financial instrument, trading strategy, product or service. No one receiving this report should treat any of its contents as constituting advice or a personal recommendation. It does not take into account the investment objectives or financial situation of any particular person. All investments involve a degree of risk. Equities may involve a high degree of risk and may not be suitable for all investors. Government bonds and cash deposits, although considered the safest assets, are not devoid of risk (e.g. inflation risk, credit risk, currency risk, etc.). There are different reasons why an investor would choose to invest in a particular asset class and each investor must consider the inherent risks therein based on his/her own personal circumstances.

The Davy ESG Multi-Asset Fund is a sub-fund of Davy Funds plc, an open-ended umbrella investment company with variable capital and segregated liability between sub-funds incorporated with limited liability under the Companies Acts 2014, authorised by the Central Bank of Ireland as a UCITS pursuant to the Regulations. Davy Funds plc is authorised by the Central Bank of Ireland as an Undertaking for Collective Investment in Transferable Securities (UCITS). The Prospectus, Supplement and Key Investor Document for the fund are available in English from Davy Global Fund Management, Davy House, 49 Dawson Street, Dublin 2, Ireland or <https://www.davygfm.com/funds-factsheets/asset-management>. Investors should be aware that some of the Directors of the Company (Davy Funds plc) are also employed by the Investment Manager, Promoter and Distributor. Further information in relation to the management of potential conflicts of interest is available upon request.

MSCI Inc. (MSCI). Without prior written permission of MSCI, this information and any other MSCI intellectual property may not be reproduced, disseminated or used to create any financial products, including any indices. This information is provided on an 'as is' basis. The user assumes the entire risk of any use made of this information. MSCI, its affiliates and any third party involved in, or related to, computing or compiling the information hereby expressly disclaim all warranties of originality, accuracy, completeness, merchantability or fitness for a particular purpose with respect to any of this information. Without limiting any of the foregoing, in no event shall MSCI, any of its affiliates or any third party involved in, or related to, computing or compiling the information have any liability for any damages of any kind. MSCI and the MSCI indexes are services marks of MSCI and its affiliates.

The JP Morgan Global Bond Index is used with permission. The Index may not be copied, used, or distributed without J.P. Morgan's prior written approval. Copyright 2020, J.P. Morgan Chase & Co. All rights reserved. The J.P. Morgan GBI series provides a comprehensive measure of local currency denominated fixed rate government debt issued in developed markets. The global series tracks 13 countries and the broad series tracks 27 countries. The series is available in a number of different segments and breakouts including - maturity sectors and individual countries as well as hedged and unhedged in over twenty currencies.

## Davy Global Fund Management

December 2021

### DISCLAIMER

Davy Global Fund Management Limited, trading as Davy Global Fund Management, is regulated by the Central Bank of Ireland. In the UK, Davy Global Fund Management Limited, trading as Davy Global Fund Management, is deemed authorised and regulated by the Financial Conduct Authority. Details of the Temporary Permissions Regime, which allows EEA-based firms to operate in the UK for a limited period while seeking full authorisation, are available on the Financial Conduct Authority's website. In Luxembourg, Davy Global Fund Management Limited is authorised by the Central Bank of Ireland and is subject to limited regulation by the Commission de Surveillance du Secteur Financier. Details about the extent of our authorisation and regulation by the Central Bank of Ireland, the Financial Conduct Authority and Commission de Surveillance du Secteur Financier are available from us upon request.

No part of this document is to be reproduced without our written permission. This document has been prepared and issued by Davy Global Fund Management on the basis of publicly available information, internally developed data and other sources believed to be reliable. The information contained herein does not purport to be comprehensive and is strictly for information purposes only. It does not constitute an offer or an invitation to invest. No party should treat any of the contents herein as advice in relation to any investment. While all reasonable care has been given to the preparation of this information, no warranties or representation express or implied are given or liability accepted by Davy Global Fund Management or its affiliates or any directors or employees in relation to the accuracy fairness or completeness of the information contained herein. Any opinion expressed (including estimates and forecasts) may be subject to change without notice. We or any of our connected or affiliated companies or their employees may have a position in, or may have provided within the last twelve months, significant advice or investment services in relation to any of the securities or related investments referred to in this document.

As a valued client of Davy Global Fund Management, this communication has been sent to you as part of our service offering. If you are not a client of Davy Global Fund Management, you can opt out of further similar communications at any stage by emailing: [assetmanagement@davygfm.com](mailto:assetmanagement@davygfm.com). The Davy Group Privacy Notice can be found at [www.davygfm.com](http://www.davygfm.com).