

## LYXOR / MARATHON EMERGING MARKETS BOND FUND - CLASS SID-USD

## LYXOR ASSET MANAGEMENT

## INVESTMENT OBJECTIVE

The Sub-Fund's investment objective is to outperform the J.P. Morgan EMBI Global Diversified Index ("the Benchmark Index") over the medium to long term. The Sub-Fund seeks to achieve this objective through investment primarily in debt securities such as sovereign, quasi-sovereign and corporate bonds in emerging markets and denominated in hard currencies.

## MONTHLY COMMENTARY

Global markets were driven primarily by two risk factors throughout the month. First, another surprise CPI beat of 7.5% YoY, the highest in nearly forty years, led markets to speculate that the FOMC may pursue a more aggressive hiking cycle in 2022 than previously priced in. Risk markets sold off on the back of the significant rates adjustment, with the US 10yr reaching 2.04% at its peak, swaps markets temporarily pricing in a substantial probability of a 50 basis point hike as early as March and 7 hikes in total priced in for 2022, and broader credit underperforming substantially as a result. Second, escalating tensions between Russia and the US and Europe, culminating in a full-scale Russian invasion of Ukraine in the final week of February, and the subsequent implementation of unprecedented financial and economic sanctions by the US, EU and other major economies, caused market volatility unseen since March of 2020, and price discovery across a number of assets that continues into March. EMBIGD spreads closed February at 469 bps, widening 86 bps MoM, with HY and IG components both widening 107 bps and 64 bps respectively.

On a country level, Marathon managed to generate 9 bps of Alpha from Russia due to the relative underperformance of on-index quasi-sovereigns, which the strategy avoided, that were sanctioned by the end of February. Elsewhere, the fund generated Alpha in Chile (3 bps) and Indonesia (3 bps), where with lighter DV01 exposure in the midst of continued rates volatility. They saw detractor from Ukraine (11 bps) due to the ongoing conflict where quasi-sovereign exposures underperformed. They also saw negative attribution in Egypt (6 bps), and Hungary (5 bps), where the fund had more concentrated risk amidst a broader sell-off in EM credit.

The EM debt market this year, already facing uncertainty from the ongoing economic impact of the global pandemic and the expected withdrawal of global monetary policy accommodation, now has to incorporate and price in the effects of a war whose outcome is highly uncertain. The outlook for EM debt remains very differentiated with the highly uncertain global backdrop of rising geopolitical tension between the conflict on the ground in Ukraine, escalating sanctions on Russia, the second round effects of a near complete de-linking of Russia from global financial markets and trade, and elevated commodity and food price inflation, which presents a negative and acute supply side shock. Marathon anticipate most EM countries to be affected by rising risk premium in the very near-term, but that as implications become clearer, there will be more definitive differentiation among EM credits. They expect EM sovereigns with close proximity to the conflict and those with significant trade linkages to Russia and Ukraine to be the most impacted, such as those who import wheat directly from Russia and Ukraine or neighboring countries whose economies depend on remittances from Russia. That said, fast rising commodity and food prices will exacerbate high inflation and weak growth across many EM markets even if they do not directly trade with Russia and Ukraine; and EMs with stronger balance sheets to withstand the shocks, such as those with more policy space to tighten monetary policy and more fiscal space or reserve buffers to support the economies. Commodity exporters will benefit from a positive terms of trade shock, including many countries in Latin America, Sub-Saharan Africa and the Middle East, many of which have already seen their external and fiscal balances improve significantly in 2021 on the back of already high commodity prices. Marathon expect monetary policy normalization to continue given rising inflationary pressures, but they note that global central banks are facing an incredibly challenging environment as they seek to prevent inflation from becoming entrenched while also protecting growth. Over time, they believe comparative spreads (between EM fixed income and DM fixed income) indicate the presence of attractive entry points, and that the capturing of value will be a function of the delineation of credit differentiation as the secondary effects of the conflict materialize. Furthermore, as capital markets have now closed, as they had during the peak period of covid, this enables managers to replenish cash through cashflows and amortizations, providing for a more positive technical backdrop to the market.

## FUND FACTS

Legal Structure	Sub-Fund Of Lyxor Newcits IRL II PLC
Inception Date of the Fund	March 19, 2021
Inception Date of the Class	March 19, 2021
Share Class Currency	USD
Available Currency Classes	CHF, EUR, GBP, USD

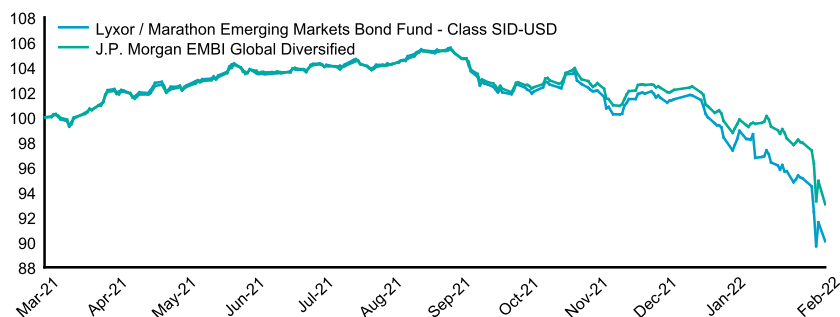
ISIN Code	IE00BMC77B22
Bloomberg Code	-
Investment Manager	Lyxor Asset Management S.A.S.
Sub-Investment Manager	Marathon Asset Management, L.P.
Administrator	SS&C Financial Services (Ireland) Limited
Liquidity <sup>(1)</sup>	Daily
Subscription/Redemption Notice	2:00 pm CET Daily
Valuation Day	Daily

Total Fund Assets (M USD)	265
Management Fee <sup>(2)</sup>	0.70
Class Performance Fee <sup>(2)</sup>	-
Administration Fee <sup>(2)</sup> <sup>(3)</sup>	-

Long Exposure *	99.39%
Short Exposure	0.00%
Net Exposure ( long - short )	99.39%
Gross Exposure ( long + short )	99.39%

\* Excluding Cash

## PERFORMANCE SINCE INCEPTION



## PERFORMANCE ANALYSIS

Not available due to a lack of historical performance datas.

## HISTORICAL MONTHLY RETURNS

	Jan	Feb	Mar	Apr	May	Jun	Jul	Aug	Sep	Oct	Nov	Dec	YTD
2022	-5.73%	-6.97%											-11.47%
2021			-0.54%	2.56%	1.03%	0.47%	0.66%	0.01%	-2.38%	-0.08%	-2.27%	1.46%	0.81%*

\* Since inception: March 19, 2021

## RISK ANALYSIS

	Since inception	
	Fund	Index*
Volatility	N/M	N/M
Sharpe ratio	N/M	N/M
Maximum DrawDown	-14.53%	-11.65%

\*J.P. Morgan EMBI Global Diversified

## IMPORTANT NOTE

Official NAV is calculated every day, subject to holidays & certain extraordinary events. Performance based on the Fund's last official NAV, and the Index level as of the same day. The Fund complies with the UCITS Directive and has been approved by the Central Bank of Ireland. Please refer to the Fund's prospectus for a full disclosure of the fund's characteristics.

(1) Under normal market conditions, Lyxor intends to offer the LIQUIDITY mentioned above. However, the LIQUIDITY is not guaranteed and there are circumstances under which such LIQUIDITY may not be possible. Please refer to the Fund's legal documentation for complete terms and conditions.

(2) For any additional information regarding fees, please refer to the relevant fees section of the Fund's Prospectus.

(3) Lyxor / Marathon Emerging Markets Bond Fund is benchmarked against the J.P. Morgan EMBI Global Diversified Index and is used with permission; Copyright 2021, J.P. Morgan Chase & Co. All rights reserved.

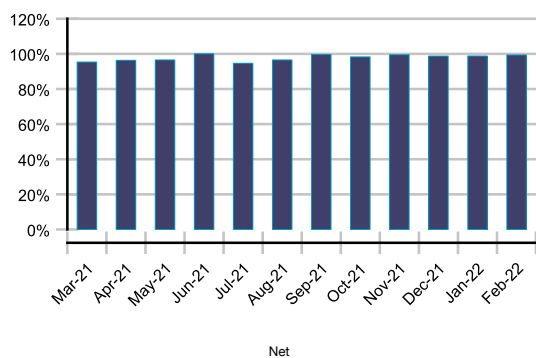
Prospective investors should consult with their independent financial advisor with respect to their specific investment objectives, financial situation or particular needs to determine the suitability of investment. There can be no assurance that the investment objective of the Fund will be achieved and investment results may vary substantially over time. Investments in the Fund places an investor's capital at risk. The price and value of investments may fluctuate and investors may lose all or a substantial portion of their investment. Past performance is not indicative of future results. PAST PERFORMANCE IS NOT A RELIABLE INDICATOR OF FUTURE RESULTS

Source: Lyxor Asset Management

CONTACT LYXOR | +33 (0)142133131 | [lyxor-crm@lyxor.com](mailto:lyxor-crm@lyxor.com) | [www.lyxor.com](http://www.lyxor.com)

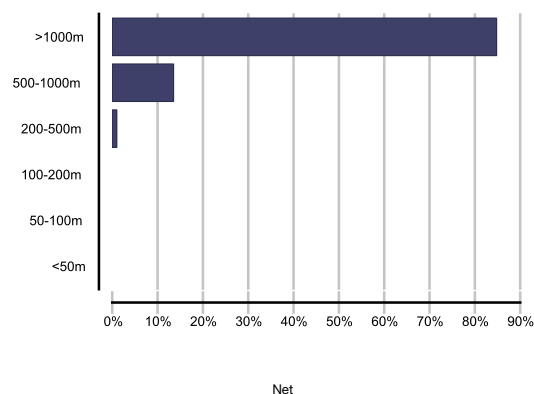
**LYXOR**  
Asset Management

## MONTHLY STRATEGY EXPOSURE FOR LAST 12 MONTHS \*

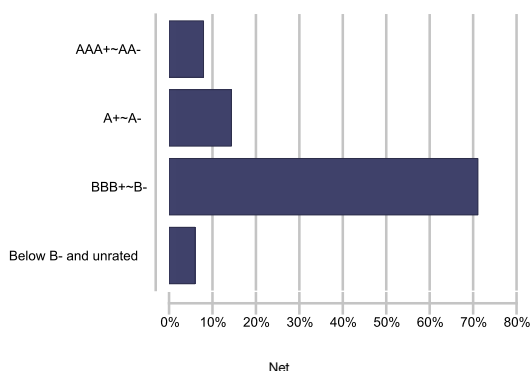


\* All exposure excluding Cash

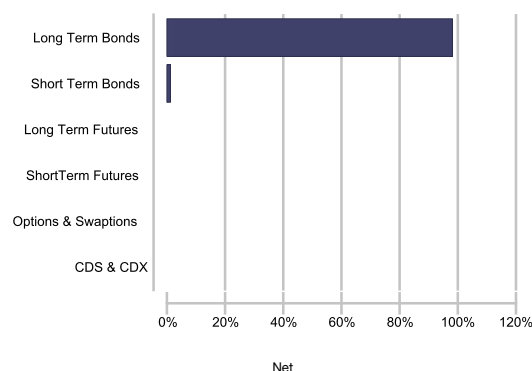
## BONDS BY ISSUE SIZE



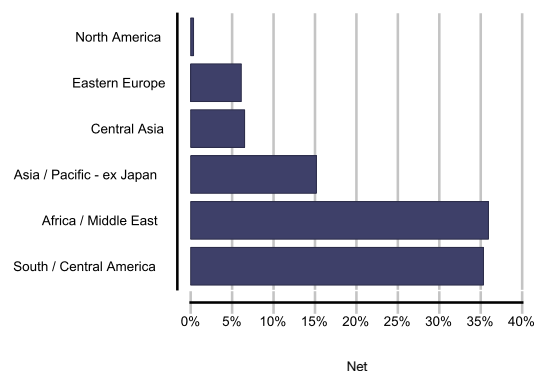
## NET EXPOSURE OF BONDS BY RATING



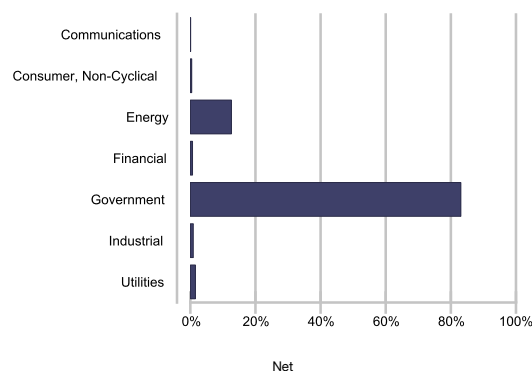
## NET EXPOSURE OF FI - CREDIT BY ASSET CLASS



## GEOGRAPHICAL BREAKDOWN



## SECTOR ALLOCATION



The geographic classification of a security depends on the location of the issuer's main business activity. Treasury securities are categorized according to the issuing country.

## MAIN RISKS

**Risk of losses:** The price of Shares can go up as well as down and investors may not realise their initial investment. The investments and the positions held by the Fund are subject to (i) fluctuations in the Strategy (ii) market fluctuations, (iii) reliability of counterparties and (iv) operational efficiency in the actual implementation of the investment policy adopted by the Fund in order to realise such investments or take such positions.

Consequently, the investments of the Fund are subject to, inter alia, the risk of declines in the Strategy (which may be abrupt and severe), market risks, credit exposure risks and operational risks. At any time, the occurrence of any such risks is likely to generate a significant depreciation in the value of the Shares. Due to the risks embedded in the investment objective adopted by the Fund, the value of the Shares may decrease substantially and even fall to zero, at any time.

**Counterparty risk:** the Fund is exposed to the risk that any credit institution with which it has concluded an agreement or a transaction could become insolvent or otherwise default. If such an event occurs, you could lose a significant part of your investment.

**Credit risk:** the Fund is exposed to the risk that the credit quality of any direct or indirect debtor of the Fund (be it a state, a financial institution or a corporate) deteriorates or that any such entity defaults. This could cause the net asset value of the Fund to decline.

**Operational risk and asset custody risk:** in the event of an operational failure within the management company, or one of its representatives, investors could experience delays or other disruptions.

**Liquidity risk:** in certain circumstances, financial instruments held by the Fund or to which the value of the Fund is linked could suffer a temporary lack of liquidity. This could cause the Fund to lose value, and/or to temporarily suspend the publication of its net asset value and/or to refuse subscription and redemption requests.

**Risk of using FDI:** the Fund invests in financial derivative instruments in order to reach its investment objective. These instruments may include a range of risks which could lead to their adjustment or result in their early termination. This could lead to the loss of a part of your investment.

**Capital at risk:** the initial capital invested is not guaranteed. As a consequence, investor's capital is at risk and the amount originally invested may not be recovered.

Please refer to the Fund's Prospectus for a complete description of the Investment Risks.

CONTACT LYXOR | +33 (0)142133131 | [lyxor-crm@lyxor.com](mailto:lyxor-crm@lyxor.com) | [www.lyxor.com](http://www.lyxor.com)

**THIS DOCUMENT IS INTENDED FOR INSTITUTIONAL CLIENTS**

The information contained in this document is provided to you confidentially and for exclusive use, and in no way constitutes an offer to buy, investment advice, a solicitation to sell or the basis of an agreement or a commitment of any sort. All forecasts, valuations and statistical analyses included in this document are provided for information purposes only. These forecasts, valuations and analyses may be based on subjective estimates and assumptions and may have been obtained by applying one of a number of methods that may give rise to different results; accordingly, these forecasts, valuations and analyses must not be seen as factually accurate and should not be considered to be accurate predictions of future events. The accuracy, completeness and relevance of the information provided are not guaranteed: although this information has been prepared by reference to reputable sources that are considered to be reliable, it may be amended without notice. This information is necessarily partial, provided on the basis of market data observed at a particular moment, and subject to change. Lyxor Asset Management accepts no liability, whether direct or indirect, that may result from using any information contained in this document or from any decision taken on the basis of the information contained therein. This information must not be copied, reproduced, amended, translated or distributed without the prior written consent of Lyxor Asset Management. Data from rating agencies are provided to you only by virtue of the authorisations that have been granted by those rating agencies. You must notify us as soon as possible in the event that there is any change to these authorisations.

**NOTICE**

**Notice to Investors in Asia-Pacific Region:** This document is not directed at retail investors and is prepared for and intended to be distributed in the Asia-Pacific region solely to sophisticated and professional investors. You should therefore be appropriately qualified as a professional, accredited, wholesale, expert or institutional investor (however defined in your local jurisdiction). It is distributed by licensed affiliates of Amundi AM. You should be aware that local regulations may not allow this document to be distributed from your local Amundi AM licensed affiliate but may allow it to be distributed from an offshore branch or affiliate under certain circumstances. If in any doubt, you should always determine which licensed affiliate is responsible for distributing this document to you by contacting Amundi AM. You should also be aware that financial products or services referred to may not be sold, bought, or subscribed to if you do not qualify in your local jurisdiction. Always ensure that you contact and deal through appropriately licensed entities if you wish to purchase any such products or services.

**No further disclosure, reproduction or reliance permitted:** This document has been prepared solely for persons it has been distributed to directly by Amundi AM or any of its affiliates or delegates. Its contents may not be disclosed to, reproduced, or used or relied upon by, any other person, or used for any other purpose.

**For Recipients where this document is distributed by Amundi Hong Kong Limited:** This document is distributed to you by Amundi Hong Kong Limited ("Amundi HK") as an activity that is wholly incidental to its carrying out of a regulated activity for which it is already licensed. Details of Amundi HK's license can be provided upon request. Amundi HK has been appointed by Lyxor AM, LIAM, and Lyxor Funds Solutions S.A. (together "Lyxor") to promote the funds launched by Lyxor. Investors and prospective investors should note that a service fee may be paid by Lyxor to Amundi HK for its services.

**For Recipients in Hong Kong:** This document is issued solely to "professional investors" within the meaning of the Securities and Futures Ordinance (Cap. 571) of Hong Kong and any rules made under that Ordinance.

**For Documents Distributed in China from Offshore** (as a Result of a Reverse Enquiry): This document has been prepared and distributed by Amundi Hong Kong Limited as a result of a reverse enquiry by you. Amundi HK, a limited liability company incorporated under the laws of Hong Kong on 9 March 1973 and regulated by the SFC. The products or services that may be mentioned in this document may not be able to be provided in China. Any products or services mentioned in this document to be provided are subject to laws and regulations and regulator's requirements in China, as well as the formally executed legal documents (if any).

**Notice to Korean Investors:** This document is distributed by Amundi Hong Kong Limited outside Korea and intended for Korean financial institutions holding the dealing or brokerage business license under the Financial Investment and Capital Market Act of Korea and the Enforcement Decree thereof. For other types of clients, this is distributed upon their request only. Amundi Hong Kong Limited is regulated by the Securities & Futures Commission under Hong Kong laws. The product mentioned in this document may not be eligible or suitable for all types of investors. This document is not intended for private customers.

**For Korean Investors Receiving this document from NH-Amundi Asset Management:** This document is distributed by NH-Amundi Asset Management. NH-Amundi Asset Management is regulated by the Financial Services Commission and the Financial Supervisory Service under Korean laws. The product mentioned in this document may not be eligible or suitable for all types of investors. This document is not intended for private customers.

**Notice for Documents Distributed in Taiwan:** This document is to present to you as a result of reverse enquiry and may only be distributed to "professional institutional investors" within the meaning provided in the applicable regulations in Taiwan. The product(s) or service(s), if any, mentioned in this document, have not been registered with or approved by Taiwan competent authorities and are not regulated by Taiwan laws and regulations. The Fund has not been and will not be registered with the Financial Supervisory Commission (the "FSC") of Taiwan, the Republic of China ("Taiwan") pursuant to applicable securities laws and regulations and any sale of the interests in the Fund ("Interest") in Taiwan shall be in compliance with the local legal requirements and restrictions. There are restrictions on the offering, issue, distribution, transfer, sale or resale of the Interests in Taiwan, either through a public offering or private placement. The Interests cannot be sold, issued or publicly offered in Taiwan without prior approval from or registration with the FSC pursuant to applicable laws. No person or entity in Taiwan has been authorized to offer, sell, give advice regarding or otherwise intermediate the offering and sale of the Interests.

**IMPORTANT INFORMATION FOR INVESTORS**

**Regarding the benchmark index mentioned in this document:** Parties entering into transactions (such as a derivative or financing transaction) or investing in financial instruments that use a benchmark index are exposed to the risk that: (1) such benchmark index may be subject to methodological or other changes which could affect the value of the relevant transaction; or (2) (i) it may become not compliant with applicable laws and regulations (such as the European Benchmark Regulation), (ii) it may cease to be published, or (iii) the supervisor or administrator of any such benchmark may make a statement that the relevant benchmark is no longer representative, and as a consequence the relevant benchmark may be replaced by another benchmark which may have an adverse and material impact on the economics of the relevant transactions. You should conduct your own independent investigation and analysis of the potential consequences of any relevant risks such as those mentioned above, particularly in light of the ongoing industry initiatives related to the development of alternative reference rates and the update of the relevant market standard documentation.