

Man Global Emerging Markets Bond

Monthly summary report: 31 January 2025

Reporting Class: D C USD

Investment Policy

Investment Objective

The Fund aims to achieve a return in all market conditions primarily through investment in emerging market fixed income securities (e.g bonds)

Type of Assets

The fixed income securities invested in will be issued or guaranteed by companies providing exposure to emerging markets or which have their registered office in emerging markets or by governments, government agencies or supranational bodies in emerging markets. The securities may be listed or traded on developed markets or the issuers may be developed market issuers providing emerging markets exposure. The Fund may also take exposure to countries which are regarded as developed markets where the Investment Manager believes that they exhibit characteristics of emerging markets. The Fund typically aims to create returns through a long exposure. However, it may seek to apply a 'long-short strategy' whereby, in addition to buying and holding assets, it may use derivatives ('FDI') to take 'short' positions whereby the Fund may make money in respect of issuers whose securities the Fund believes to be overvalued or expects to fall in value. The Fund may invest up to 25% of its net assets in securities issued by or guaranteed by a single sovereign issuer with a non-investment grade rating. The fixed income securities are not subject to minimum rating requirements. The Investment Manager will apply an exclusion list of controversial stocks or industries which may be related to arms and munitions, nuclear weapons, tobacco and coal oriented activities. The Fund commits to a minimum proportion of sustainable investments through the application of the Investment Manager's proprietary 'SDG Framework' to measure issuer alignment to the UN Sustainable

Development Goals (SDGs) and therefore contribution to environmental/social objectives as applicable. For sovereign issuers, a proprietary Sovereign Framework is used to assess such issuers against a number of environmental and social metrics.

Benchmark Degree of Freedom

The Fund is actively managed. The Fund does not intend to track the JP Morgan Emerging Markets Bond Index Global and is not constrained by it. The Benchmark is being used by the Fund for risk management purposes to ensure that the Fund is managed in a manner consistent with its investment objective and risk profile. The Benchmark is also used for performance comparison purposes.

Please refer to the Fund's Prospectus /Offering documents for additional details regarding the Investment policy.

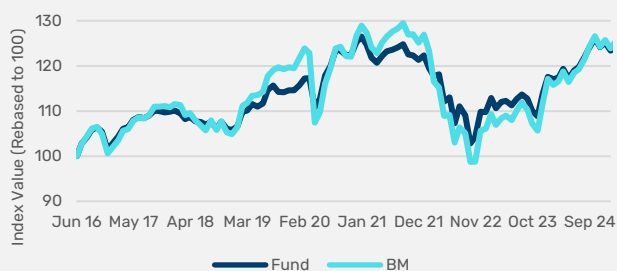
Fund Risks

The value of your investment and the income from it may rise as well as fall and you may not get back the amount originally invested. Prior to investing in the Fund investors should carefully consider the risks associated with investing, whether the Fund suits their investment requirements and whether they have sufficient resources to bear any losses which may result from an investment in the Fund. **Investors should only invest if they understand the terms on which the Fund is offered. Investors should consider the risks detailed in the risk glossary and where appropriate seek professional advice before investing.**

Monthly return¹: 1.14%

Performance Chart (Since Inception)¹

Past performance is not indicative of future performance. Returns may increase or decrease as a result of currency fluctuations.



Name	
Benchmark	J.P. Morgan EMBI Global Composite

YTD return¹: 1.14%

Fund Details (Key Facts)²

Inception Date	02 June 2016
Fund Size	USD 13,523,743
Structure	UCITS
Domicile	Ireland
Investment Manager	GLG LLC
SFDR Classification	Article 8

Portfolio Manager	Guillermo Osses	CITYWIRE A
	Phil Yuhn	
	Lisa Chua	CITYWIRE A

Summary Risk Indicator (SRI)

← Lower Risk Higher Risk →
Typically Lower Rewards Typically Higher Rewards

1 2 3 4 5 6 7

See Glossary for an explanation of the calculation. Please refer to the KID/KIID for the relevant Risk Indicator in your jurisdiction.

Cumulative Performance¹

	1 Month	3 Months	6 Months	YTD	1 Year	3 Years	5 Years	10 Years	Since Inception
Fund	1.14%	0.50%	2.35%	1.14%	6.60%	4.45%	6.44%	n/a	24.77%
Benchmark	1.23%	0.89%	3.21%	1.23%	8.30%	1.70%	1.23%	n/a	25.38%

Discrete Performance¹

Performance Statistics Since Inception¹

Year	Jan 2024 - Jan 2025	Jan 2023 - Jan 2024	Jan 2022 - Jan 2023	Jan 2021 - Jan 2022	Jan 2020 - Jan 2021	Annualised Return	Annualised Volatility	Sharpe Ratio ³	Correlation	Beta	Information Ratio	Tracking Error
Fund	6.60%	3.65%	-5.47%	-4.19%	6.37%	2.59%	6.63%	0.02	n/a	n/a	n/a	n/a
Benchmark	8.30%	5.86%	-11.29%	-3.18%	2.81%	2.64%	8.99%	0.02	0.94	0.70	-0.02	3.49%

Drawdown Statistics⁴

	Max Drawdown	Length of Max Drawdown	Length of Recovery	Duration of Max Drawdown	Number of Total Drawdowns
Fund	-18.73%	21 Months	n/a	n/a	9

Historical Performance¹

Year	Jan	Feb	Mar	Apr	May	Jun	Jul	Aug	Sep	Oct	Nov	Dec	Fund YTD	BM YTD
2016	n/a	n/a	n/a	n/a	n/a	2.74%	1.30%	1.79%	0.33%	-0.82%	-3.83%	1.49%	2.89%	2.03%
2017	1.44%	1.66%	0.30%	1.46%	0.68%	-0.28%	0.55%	1.00%	-0.12%	-0.23%	0.13%	0.26%	7.05%	9.32%
2018	-0.59%	-1.19%	0.45%	-0.91%	-0.14%	-0.48%	0.50%	-1.39%	1.49%	-1.41%	-0.29%	0.73%	-3.24%	-4.61%
2019	3.04%	0.30%	1.24%	-0.49%	0.64%	2.70%	0.84%	-1.22%	-0.09%	0.39%	-0.01%	1.00%	8.58%	14.42%
2020	1.30%	0.09%	-5.60%	1.76%	4.58%	1.80%	2.90%	0.00%	-0.93%	0.05%	2.34%	1.01%	9.33%	5.88%
2021	-1.43%	-2.31%	-0.94%	1.24%	0.86%	0.32%	0.42%	0.57%	-1.83%	-0.20%	-0.78%	0.77%	-3.32%	-1.51%
2022	-2.32%	-1.46%	0.34%	-5.10%	0.81%	-5.08%	3.51%	-1.76%	-5.74%	1.40%	5.34%	-0.06%	-10.26%	-16.45%
2023	2.89%	-2.05%	1.27%	0.23%	-0.87%	1.28%	0.89%	-0.85%	-2.35%	-1.10%	4.63%	3.24%	7.15%	10.45%
2024	-0.48%	0.28%	1.68%	-1.78%	1.54%	0.66%	1.76%	1.80%	1.60%	-1.55%	0.80%	-1.42%	4.90%	5.73%
2025	1.14%	n/a	n/a	n/a	n/a	n/a	n/a	n/a	n/a	n/a	n/a	n/a	1.14%	1.23%

Past performance is not indicative of future performance. Returns may increase or decrease as a result of currency fluctuations.

Contribution Analysis

Market Contribution

	Fund	Benchmark	Relative
Cash Management	0.03%	0.00%	0.03%
External Debt	1.14%	1.24%	-0.10%
Local Currency	0.00%	0.00%	0.00%
Non - Emerging FX	0.01%	0.00%	0.01%
Other	0.06%	0.00%	0.06%
Total	1.24%	1.24%	-0.00%

Top 10 Exposure for External Debt (USD)

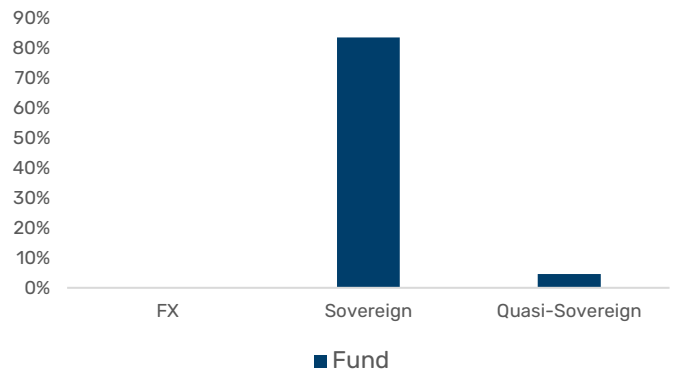
Issuer Country	Exposure		Contribution		Duration		Spread Duration	
	Fund	Benchmark	Fund	Benchmark	Fund	Benchmark	Fund	Benchmark
Saudi Arabia	10.80%	9.76%	0.13%	0.08%	0.60	0.66	0.61	0.66
Mexico	10.08%	9.99%	0.06%	0.04%	0.77	0.71	0.77	0.72
Indonesia	9.66%	7.32%	0.11%	0.05%	0.45	0.56	0.45	0.57
Chile	6.58%	3.73%	0.04%	0.00%	0.23	0.34	0.23	0.34
Colombia	6.25%	2.61%	0.07%	0.03%	0.43	0.20	0.43	0.20
United Arab Emirates	4.75%	7.02%	0.03%	0.03%	0.42	0.52	0.42	0.53
Philippines	4.23%	2.79%	0.03%	0.01%	0.20	0.21	0.20	0.22
Hungary	3.64%	1.51%	0.03%	0.02%	0.14	0.10	0.14	0.10
Peru	3.25%	1.78%	0.03%	0.01%	0.19	0.16	0.19	0.16
Brazil	3.08%	2.78%	0.06%	0.06%	0.22	0.19	0.22	0.19

Exposure and Risk Analysis⁵

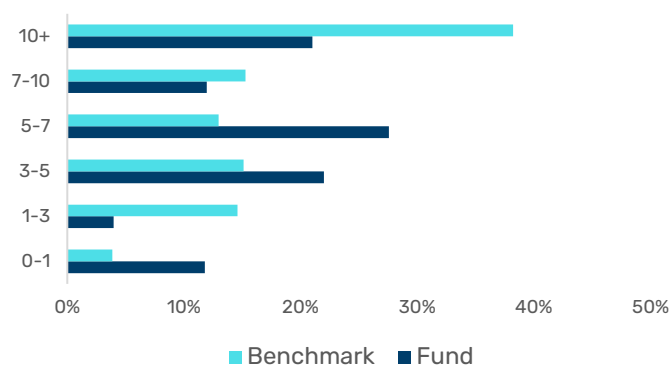
Portfolio Statistics

	Fund	Benchmark
Yield to Maturity (hedged to core currency) ⁶	5.89%	6.53%
Duration	5.34	6.55
Spread Duration	4.72	6.60
Expected Life (years)	8.04	11.30
Average Rating ⁷	BBB+	BBB-
Number of Holdings	60	991

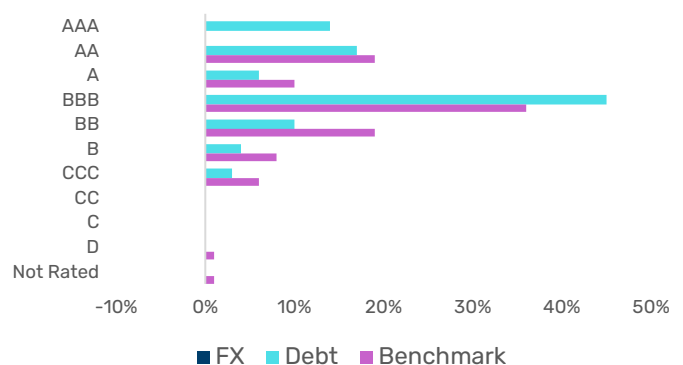
Net Market Exposure Split⁸



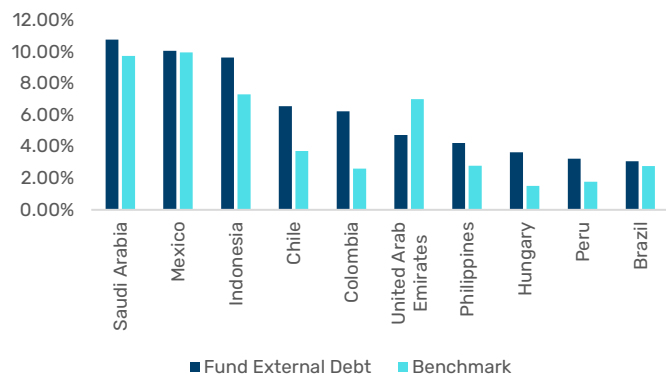
Expected Life Breakdown (years)⁹



Credit Rating Breakdown¹⁰



Top 10 Emerging Country Exposure



Top 10 Credit Exposures

Holdings	Exposure	Issuer Country	Risk Currency
KSA 3 1/4 10/22/30 REGS	5.37%	Saudi Arabia	USD
CHILE 3.24 02/06/28	4.60%	Chile	USD
PHILIP 2.457 05/05/30	4.23%	Philippines	USD
REPHUN 5 1/4 06/16/29 REGS	3.64%	Hungary	USD
INDON 3 1/2 01/11/28	2.83%	Indonesia	USD
INDON 3.85 10/15/30	2.79%	Indonesia	USD
ROMANI 3 02/14/31 REGS	2.76%	Romania	USD
PERU 2.783 01/23/31	2.52%	Peru	USD
COLOM 8 04/20/33	2.30%	Colombia	USD
SOAF 4.3 10/12/28	2.09%	South Africa	USD

NAV¹¹

Class	NAV	ISIN	Minimum Initial	Minimum Additional	OCF ¹²	Performance Fee ¹³	Management Fee
D C USD	124.77	IE00BYQP7R29	1,000	n/a	1.48%	n/a	1.25%
D C EUR	133.38	IE00BYQP7G14	1,000	n/a	1.48%	n/a	1.25%
DW H EUR	110.19	IE000YK6IPJ5	1,000	n/a	1.72%	n/a	1.50%
I C EUR	142.15	IE00BYQP7C75	1,000,000	n/a	0.73%	n/a	0.50%
I C SEK	173.20	IE00BYQP7F07	5,000,000	n/a	0.73%	n/a	0.50%
I C USD	131.89	IE00BYQP7H21	1,000,000	n/a	0.73%	n/a	0.50%
I H EUR	104.67	IE00BD1MB807	1,000,000	n/a	0.73%	n/a	0.50%
I H GBP	111.64	IE000SZGNQD7	1,000,000	n/a	0.72%	n/a	0.50%
IF H EUR	107.21	IE00BDQZFF92	1,000,000	n/a	0.43%	n/a	0.20%
IF USD	12,393.40	IE00BF0YM999	1,000,000	n/a	0.43%	n/a	0.20%

Please note, shareclass specific performance can be found at: <https://www.man.com/products/34359>

Dealing Terms

Valuation Frequency	Daily
Dealing Frequency	Daily
Subscription	Before 13:00 (Dublin) on dealing day
Redemption	Before 13:00 (Dublin) on dealing day
Management Company	Man Asset Management (Ireland) Limited

¹ Please note all performance statistics and charts are based on the lead reporting shareclass. Performance data is shown net of fees with income reinvested, and does not take into account sales and redemption charges where such costs are applicable. Returns are calculated net of management fees and any applicable performance fees. Other share classes may charge higher fees.

² Fund Size represents the combined AUM of all share-classes noted in the NAV table.

The Fund promotes, among other characteristics, environmental or social characteristics within meaning of Article 8 of the Sustainable Finance Disclosure Regulation (SFDR) on sustainability-related disclosures in the financial services sector. Please note that the benchmark is not a reference benchmark pursuant to the Sustainable Finance Disclosure Regulation (SFDR).

³ Sharpe ratio is calculated using a risk-free rate in the appropriate currency over the period analysed. Where an investment has underperformed the risk-free rate, the Sharpe ratio will be negative. Because the Sharpe ratio is an absolute measure of risk-adjusted return, negative Sharpe ratios are not shown as they can be misleading.

⁴ Please note, if any of the statistics below show N/A then the fund/benchmark is either yet to witness a drawdown or it's max drawdown is ongoing and statistics can not yet be calculated.

⁵ The organisations and/or financial instruments mentioned are for reference purposes only. The content of this material should not be construed as a recommendation for their purchase or sale.

⁶ The weighted average yield of the fund, including yield to maturity for bond positions and carry for forward FX trades (based on interest rate differentials). Please note that defaulted countries have not been included in yield to maturity calculations.

⁷ Please note FX positions are excluded from the average rating calculation.

⁸ Data reflective of security exposure. For FX positions the Dollar legs have been excluded. Excludes Cash and cash equivalents.

⁹ Data reflective of security exposure. Includes only fixed income cash instruments and bond futures as well as securities used for cash management and duration hedging. Expected life refers to the length of time the principal of a debt issue is expected to be outstanding.

¹⁰ Data reflective of security exposure. Ratings obtained by using the best of Moody's, Fitch and Standard and Poor's for each security. Where a bond is not rated, the rating of the legal entity has been used. FX ratings derive from the long term, local currency rating of the relevant EM government. Includes securities used for cash management and duration hedging.

¹¹ The share class in blue in the table is the reporting share class for the Fund and may be closed to new subscriptions.

¹² Ongoing Charges Figure ('OCF'): A variable charge payable over a year, normally based on expenses to the Fund as of the previous accounting year. It excludes Performance Fees (if applicable) but includes the Management Fee.

¹³ Performance Fee (up to): The payment made to an Investment Manager if certain performance levels are achieved (often over and above any levels set out in the investment objective) within a set time period.

Risk Glossary

Prior to investing in the Fund investors should carefully consider the risks associated with investing, whether the Fund suits their investment requirements and whether they have sufficient resources to bear any losses which may result from an investment in the Fund. Investors should only invest if they understand the terms on which the Fund is offered. Investors should consider the following risks and where appropriate seek professional advice before investing:

Investment Objective Risk - There is no guarantee that the Fund will achieve its investment objective.

Market Risk - The Fund is subject to normal market fluctuations and the risks associated with investing in international securities markets. Therefore, the value of your investment and the income from it may rise as well as fall and you may not get back the amount originally invested.

Counterparty Risk - The Fund will be exposed to credit risk on counterparties with which it trades in relation to on-exchange traded instruments such as futures and options and where applicable, 'over-the-counter' ("OTC", "non-exchange") transactions. OTC instruments may also be less liquid and are not afforded the same protections that may apply to participants trading instruments on an organised exchange.

Currency Risk - The value of investments designated in another currency may rise and fall due to exchange rate fluctuations. Adverse movements in currency exchange rates may result in a decrease in return and a loss of capital. It may not be possible or practicable to successfully hedge against the currency risk exposure in all circumstances.

Liquidity Risk - The Fund may make investments or hold trading positions in markets that are volatile and which may become illiquid. Timely and cost efficient sale of trading positions can be impaired by decreased trading volume and/or increased price volatility.

Financial Derivatives Instruments - The Fund will invest financial derivative instruments ("FDI") (instruments whose prices are dependent on one or more underlying asset) to achieve its investment objective. The use of FDI involves additional risks such as high sensitivity to price movements of the asset on which it is based. The extensive use of FDI may significantly multiply the gains or losses.

Leverage Risk - The Fund's use of FDI may result in increased leverage which may lead to significant losses.

Emerging Markets - The Fund may invest a significant proportion of its assets in securities with exposure to emerging markets which involve additional risks relating to matters such as the illiquidity of securities and the potentially volatile nature of markets not typically associated with investing in other more established economies or markets.

Non-Investment Grade Securities - The Fund may invest a significant proportion of its assets in non-investment grade securities (such as "high yield" securities) are considered higher risk investments that may cause income and principal losses for the Fund. They are instruments which credit agencies have given a rating which indicates a higher risk of default. The market values for high yield bonds and other instruments tend to be volatile and they are less liquid than investment grade securities.

A complete description of risks is set out in the Fund's prospectus.

Glossary

Accumulating shares - Shares in a collective investment scheme where any income is automatically reinvested into the scheme

Annualised Return - An annualised total return is an average amount of money earned by an investment each year over a given time period. It is calculated to show what an investor would earn over a period of time if the annual return was compounded.

Annualised Volatility - Volatility is the rate and extent at which the price of a portfolio, security or index, moves up and down. If the price swings up and down with large movements, it has high volatility. If the price moves more slowly and to a lesser extent, it has lower volatility. It is used as a measure of the riskiness of an investment. Annualised volatility is an average annual amount of volatility over a given time period.

Beta - A measure of how sensitive an investment portfolio is to market movements. The sign of the beta (+/-) indicates whether, on average, the portfolio's returns move in line with (+), or in the opposite direction (-), to the market. The market has a beta of 1. If the portfolio has a beta of less (more) than 1, it means that the security is theoretically less (more) volatile than the market.

Bond - Investment securities where an investor lends money to a company or a government for a set period of time, in exchange for regular interest. A loan in the form of a security, usually issued by a government or company. It normally pays a fixed rate of interest (also known as a coupon) over a given time period, at the end of which the initial amount borrowed is repaid.

Correlation - A measure of the interdependence or strength of the relationship between two investments. A correlation of 1 means that the two investments are perfectly synchronised, -1 implies that they move in symmetrically opposite directions and 0 means no relationship between them.

Credit Rating (quality) - A score awarded by S&P, Moody's or Fitch to indicate the financial strength of the issuer of a bond, and the potential for a default on interest and principal payments. For example, according to the S&P rating scheme the top credit rating is 'AAA'. The lowest rating to be considered 'investment grade' is 'BBB-'. Below 'BBB-', bonds are termed 'sub investment grade' or 'high yield'. If no official score is awarded by S&P, Moody's or Fitch the portfolio manager assigns an internal estimate.

Delta/Equity Sensitivity - Delta is the ratio comparing the change in the price of the underlying asset to the corresponding change in the price of a derivative. For example, if an equity option has a delta value of 0.65, this means that if the underlying stock increases in price by £1, the option will rise by £0.65, all else equal.

Distribution Yield - The distribution yield reflects the amounts that may be expected to be distributed over the next twelve months as a percentage of the fund's net asset value per share as at the date shown, and may be estimated. It does not include any initial charge and investors may be subject to tax on distributions.

Duration - Expressed in years and measures the sensitivity of a bond's price to a change in interest rates. There is an inverse relationship between bond prices and interest rates.

Entry Charge - The entry charge shown is a maximum figure and in some cases you might pay less. Please refer to your financial advisor or the distributor for the actual charges.

Expected Life - Bonds with embedded options may be exercised prior to maturity, therefore the term may be shorter than the maturity of the underlying bonds. The issuer / holder may choose to call or put the bond respectively during the market cycle as interest rates fluctuate. Issuers may wish to exercise callable bonds in order to lock in a lower rate of borrowing (reducing the cost of capital) or a holder of a puttable bond may exercise in order to invest in higher yielding issuance. Expected life takes account of bonds with embedded options and is the expected time before the embedded option is exercised.

Exposure - This refers to the part of a portfolio that is subject to the price movements of a specific security, sector, market or economic variable. It is typically expressed as a percentage of the total portfolio, e.g. the portfolio has 10% exposure to the mining sector.

External Debt - Debt priced in a hard currency e.g. USD (not the currency of the issuer).

Floating rate notes - Securities whose interest (income) payments are periodically adjusted depending on the change in a reference interest rate.

Futures - Derivative financial contracts that obligate parties to buy or sell an asset at a predetermined future date and price.

FX Forward - An FX forward contract is an agreement to purchase or sell a set amount of a foreign currency at a specified price for settlement at a predetermined time in the future.

Gilts - Fixed income securities issued by the UK government. They are called gilts because they used to be issued on gilt-edged paper.

Gross Exposure Rescaled - If the portfolio has a gross exposure of 120% we may in some circumstances rescale this to equal 100% for sector or country breakdowns. For example, if United States Gross exposure is 40% of the 120% in the fund, the rescaled gross exposure would be $(40\%/120\%)*100\%$ which would be 30% so the United States makes up 30% of the total gross exposure when rescaled.

Hard Currency - Hard currency is a currency widely accepted around the world as a form of payment for goods and services. A hard currency is expected to remain relatively stable through a short period of time, and to be highly liquid in foreign exchange markets. E.g. USD, EUR, GBP.

Hedge/hedging - A method of reducing unnecessary or unintended risk.

Information Ratio - A ratio of portfolio returns above the excess returns of a benchmark (usually an index) to the volatility of those returns. The ratio measures a portfolio manager's ability to generate excess returns relative to a benchmark. Volatility is measured using tracking error.

Investment grade government and corporate bonds - Bonds that are believed to have a lower risk of default and receive higher ratings by the credit rating agencies.

Leverage - When referring to a company, leverage is the level of a company's debt in relation to its assets. A company with significantly more debt than capital is considered to be leveraged. It can also refer to a fund that borrows money or uses derivatives to magnify an investment position.

Life to Optimal - This is expected life of a bond taking embedded options into account, therefore showing the date at which the optimum yield would be achieved.

Local Currency - Debt priced in the currency of the emerging market issuing country. Also includes currency exposure obtained through FX forwards.

Local Rates - Debt priced in the currency of the emerging market issuing country. This excludes currency exposure from FX forwards.

Long Position - A security that is bought in expectation that it will rise in value.

Maturity - Maturity is the length of time before a financial instrument ends, after which it must either be renewed or it will cease to exist.

Money Market Instruments - Financial instruments which are normally dealt in on the money market, such as treasury bills, certificates of deposit and commercial papers and excluding instruments of payment

NAV - The Net Asset Value (NAV) represents the value per share. It is calculated by dividing the total net asset value of the fund (the value of the fund's assets less its liabilities) by the number of shares outstanding.

Ongoing Charge Figure (OCF) - The OCF is estimated and based on expenses and may vary from year to year. It includes management fees but excludes performance fees (where applicable) and portfolio transaction costs, except in the case of an entry/exit charge paid by the Fund when buying or selling units in another sub-fund. The charges you pay are used to pay the costs of running the Fund, including the costs of marketing and distributing it. These charges reduce the potential growth of your investment.

Options - Financial contracts that offer the right, but not the obligation, to buy or sell an asset at a given price on or before a given date in the future.

Overweight/Underweight - Refers to a fund's position in line with its chosen reference index. Overweight means a fund holds more of a certain security than the reference index and underweight means a fund holds less of a certain security compared to its reference index.

Performance Fee - The payment made to an Investment Manager if certain performance levels are achieved (often over and above any levels set out in the investment objective) within a set time period. Please refer to the fund's offering documents for a complete description.

Position Concentration - The proportion of a portfolio's net asset value represented by the largest (e.g. 5/10/20) positions.

Preference shares - Preference shares are different from ordinary shares, in that their owners are given certain 'preferred' rights compared to the ordinary shares. The rights attaching to the shares in the company will be set out in the company's articles of association

Redemption Fee - This is the maximum that might be taken out of your money before the proceeds of your investment are paid out.

Reference index - This is not an official benchmark and is used as a comparison unofficially.

Running Yield - At security level, running yield is the annual income on an investment divided by its current market value. At fund level, it is a weighted average of the contributing securities, based on absolute weights.

Sector (i) - A sector is an area of the economy in which businesses share the same or a related product or service. It can also be thought of as an industry or market that shares common operating characteristics. Dividing an economy into different pieces allows for more in-depth analysis of the economy as a whole.

Sector (ii) – A peer group of funds which have a similar investment objective or invest in the same type of assets. These are organised by independent companies such as the Investment Management Association in the UK. The average performance of a sector is often used to compare with the performance of an individual fund in the sector.

Share Class – Type of fund shares held by investors in a fund (share classes differ by levels of charge and/or by other features such as hedging against currency risk). Each has a different level of charges and minimum investment.

Sharpe Ratio – The Sharpe Ratio is a measure for calculating risk-adjusted return, and has become the industry standard for such calculations. The Sharpe Ratio is the average return earned in excess of the risk-free rate per unit of volatility or total risk. The higher the ratio the better, with a number greater than 1 usually considered good, a number greater than 2 considered very good and a ratio of 3 or higher considered excellent. As it is an absolute measure of risk-adjusted return, negative Sharpe Ratios can be misleading and are therefore shown as N/A.

Short Position – Fund managers use this technique to borrow a security and then sell it with the intention of buying it back for less when the price falls. The position profits if the security falls in value. Within UCITS funds, derivatives – such as contracts for difference (CFDs) – can be used to simulate a short position.

Spread Duration – The sensitivity of a security against changes in the credit spread. Credit spread is the difference between a particular rating and the reference government security. When there is a narrowing or widening in the credit spread the resultant price of the security changes.

Tracking Error – Tracking error is a measure of the divergence between a portfolio's returns and the benchmark or index against which it is managed.

UCITS – Stands for Undertakings for Collective Investments in Transferable Securities. This is the European regulatory framework for an investment vehicle that can be marketed across the European Union and is designed to enhance protections for Retail Investors.

Yield to Maturity – Yield to maturity (YTM) is the total return anticipated on a bond if the bond is held until the end of its lifetime. Yield to maturity is considered a long-term bond yield expressed as an annual rate, coupons are assumed to be reinvested at the same rate. This takes into account the change in yield should the issuer have the desire and the ability to retire the debt prior to maturity.

Yield to Optimal – Yield to optimal tries to capture the most likely outcome of the conversion feature of the convertible bond. Therefore, if the conversion value of the convertible bond is higher than the repay price the yield to optimal is represented by the current yield, otherwise it is treated as a bond like instrument and the yield to optimal is represented by the maximum of the yield to maturity or yield to put.

YTD – Year-to-date.

Important information

This material is of a promotional nature.

The Fund is a sub-fund of Man Funds plc, domiciled in Ireland and registered with the Central Bank of Ireland. Full details of the Fund's objectives, investment policy and risks are located in the Prospectus which with the Key Investor Information Document (KIID) / Key Investor Document (KID), and the Report and Accounts of the UCITS, are accessible free of charge from the local information/paying agent, from authorised distributors and from www.man.com/documents. The KIID/KID is available in English and in an official language of the jurisdictions in which the Fund is registered for public sale. The Prospectus and the Reports and Accounts of the UCITS can be obtained in English. **In Switzerland**, the Prospectus is also available in German.

In Spain: Full prospectuses, KIDs, statutes and annual and semi-annual accounts of the investment products are available free of charge at the offices of the Spanish distributors authorised in Spain. A list of the Spanish distributors authorised and their contact details can be obtained on the Comisión Nacional del Mercado de Valores ("CNMV") website: www.cnmv.es. Man Funds plc: The sub-funds mentioned herein are authorised to be marketed to the public in Spain and belong to the Man Funds plc that is registered with the CNMV with registration number 296.

In order to fulfil the fund's objectives the Prospectus allows the manager the ability to invest principally in units of other collective investment schemes, bank deposits, derivatives contracts designed with the aim of gaining short term exposure to an underlying stock or index at a lower cost than owning the asset, or assets aiming to replicate a stock or debt securities index.

More than 35% of the Fund's total holdings in bonds may be issued by or guaranteed by:

- EU and OECD Governments
- Eurofima
- European Investment Bank
- Inter-American Development Bank
- International Financing Corp
- World Bank

The value of an investment and any income derived from it can go down as well as up and investors may not get back their original amount invested. Alternative investments can involve significant additional risks.

For a summary of investor rights please see www.man.com/investor-relations and for guidelines for individual or collective redress mechanisms, please consult the fund's prospectus and its key information document, as well as the complaints handling policy found here www.man.com/complaints-handling-policy.

This material is for information purposes only and does not constitute an offer or invitation to invest in any product for which any Man Group plc affiliate provides investment advisory or any other services. It is not contractually binding nor does it represent any information required by any legislative provision. Prior to making any investment decisions, investors should read and consider the fund's offering documents.

Opinions expressed are those of the author as of the date of their publication, and are subject to change.

Some statements contained in these materials concerning goals, strategies, outlook or other non-historical matters may be "forward-looking statements" and are based on current indicators and expectations at the date of their publication. We undertake no obligation to update or revise them. Forward-looking statements are subject to risks and uncertainties that may cause actual results to differ materially from those implied in the statements.

Distribution of this material and the offer of shares may be restricted and the minimum subscription amount may be higher in certain jurisdictions.

The product(s) mentioned within this material (i) may not be registered for distribution in your jurisdiction, and (ii) may only be available to professional or otherwise qualified investors or entities. It is important that distributors and/or potential investors are able to ensure compliance with local regulations prior to making a subscription. Please refer to the offering documentation for additional information.

Unless stated otherwise the source of all information is Man Group plc and its affiliates as of the date on the first page of this material.

Unless stated otherwise the source of all market data is Man Group Database and Bloomberg.

Further information on the sustainability-related aspects of the Fund can be at <https://www.man.com/man-global-emerging-markets-bond-sustainability>

Additional information on responsible investing can be found at <https://www.man.com/responsible-investment>.

Please note, the Investment Manager may rely on data from external ESG data providers, which may be incomplete, inaccurate or unavailable. As a result, there is a risk of the Investment Manager incorrectly assessing a security or issuer, resulting in the incorrect inclusion or exclusion of a security.

This material was prepared by GLG LLC ("GLG"), an investment adviser registered with the United States Securities and Exchange Commission ("SEC"). GLG is registered with the SEC as an investment adviser and as a commodity pool operator with the U.S. Commodity Futures Trading Commission ("CFTC") and a member of the National Futures Association ("NFA"). The registrations and membership described above in no way imply a certain level of skill or training, or that the SEC, CFTC, or NFA have endorsed GLG LLC. This material is distributed pursuant to global distribution and advisory agreements by subsidiaries and consultants of Man Group plc ("Marketing Entities").

Australia: To the extent this material is distributed in Australia it is communicated by Man Investments Australia Limited (MIAL), ABN 47 002 747 480, AFSL 240581. MIAL is regulated by the Australian Securities and Investments Commission (ASIC). This information in this document is of a general nature only and has been prepared without taking in to account any individual's personal objectives, financial situation or needs.

Austria/Germany/Liechtenstein: To the extent this material is used in Austria/Germany/Liechtenstein, the communicating entity is Man (Europe) AG, which is authorised and regulated by the Liechtenstein Financial Market Authority (FMA). Man (Europe) AG is registered in the Principality of Liechtenstein no. FL-0002.420.371-2. Man (Europe) AG is an associated participant in the investor compensation scheme, which is operated by the Deposit Guarantee and Investor Compensation Foundation PCC (FL-0002.039.614-1) and corresponds with EU law. Further information is available on the Foundation's website under www.eas-liechtenstein.li. A number of the Fund's share classes are registered for distribution to professional and non-professional investors in Austria/Germany/Liechtenstein. The Fund's documentation can be obtained in German free of charge from the relevant paying agent. In Austria: Raiffeisen Bank International AG, Am Stadtpark 9, 1030 Wien. In Germany: BHF-BANK Aktiengesellschaft, Bockenheimer Landstrasse 10, 60323 Frankfurt am Main. In Liechtenstein: LGT Bank AG, Herrengasse 12, FL-9460 Vaduz.

European Economic Area: Unless indicated otherwise this material is communicated in the European Economic Area by Man Asset Management (Ireland) Limited ("MAMIL") which is registered in Ireland under company number 250493 and has its registered office at 70 Sir John Rogerson's Quay, Grand Canal Dock, Dublin 2, Ireland. MAMIL is authorised and regulated by the Central Bank of Ireland under number C22513.

Hong Kong SAR: To the extent this material is distributed in Hong Kong SAR, this material is communicated by Man Investments (Hong Kong) Limited and has not been reviewed by the Securities and Futures Commission in Hong Kong.

Switzerland: To the extent the material is made available in Switzerland the communicating entity is:

- For Clients (as such term is defined in the Swiss Financial Services Act): Man Investments (CH) AG, Huobstrasse 3, 8808 Pfäffikon SZ, Switzerland. Man Investment (CH) AG is regulated by the Swiss Financial Market Supervisory Authority ('FINMA'); and
- For Financial Service Providers (as defined in Art. 3 d. of FINSA, which are not Clients): Man Investments AG, Huobstrasse 3, 8808 Pfäffikon SZ, Switzerland, which is regulated by FINMA.

The Fund has been registered for offering to non-qualified investors with FINMA. The Swiss representative is Man Investments AG. The Swiss paying agent is RBC Investor Services Bank S.A., Esch-sur Alzette, Zurich Branch, Badenerstrasse 567, P.O. Box 1292, CH-8048 Zurich, Switzerland. The Prospectus / Offering Memorandum, the Key Investor Information Document, the Articles of the Fund and the annual financial statements of the Fund may be obtained free of charge from the Swiss Representative. In respect of the Shares distributed / offered in or from Switzerland, the place of performance and the place of jurisdiction are at the registered office of the Swiss Representative in Switzerland.

United Kingdom: Unless indicated otherwise this material is communicated in the United Kingdom by Man Solutions Limited ('MSL') which is a private limited company registered in England and Wales under number 3385362. MSL is authorised and regulated by the UK Financial Conduct Authority (the 'FCA') under number 185637 and has its registered office at Riverbank House, 2 Swan Lane, London, EC4R 3AD, United Kingdom. If you wish to complain please contact MAMIL ('The Manager') to obtain a copy of the complaints procedure which is available in English. If you are not satisfied with the final response resolution you may be able to refer your complaint to an Alternative Dispute Resolution Authority (ADR). For more information please refer to man.com/contact. Alternatively, in the EEA, you can find more information about local ADRs and find a complaint form in your local language on the Financial Dispute Resolution network (FIN-NET) section of the European Commission website (https://ec.europa.eu/info/business-economy-euro/banking-and-finance/consumer-finance-and-payments/retail-financial-services/financial-dispute-resolution-network-fin-net_en).

Please note that at any time the Manager or the Management company retains the right to terminate arrangements for the marketing of this product.

This material is not suitable for US persons.

This material is proprietary information and may not be reproduced or otherwise disseminated in whole or in part without prior written consent. Any data services and information available from public sources used in the creation of this material are believed to be reliable. However accuracy is not warranted or guaranteed. © Man 2025

Index data providers make no express or implied warranties or representations and shall have no liability whatsoever with respect to any data contained herein. The data may not be further redistributed or used as a basis for other indexes or any securities or financial products. This document is not approved, endorsed, reviewed or produced by the index provider. None of the data is intended to constitute investment advice or a recommendation to make (or refrain from making) any kind of investment decision and may not be relied on as such.

See <https://www.man.com/indices-disclaimer> for the full list of data providers' benchmarks disclaimers.

Following submission for FY 2022 of Man Group's UK Stewardship Code report to the Financial Reporting Council, the our signatory status to the UK Stewardship Code 2020 was approved for the third consecutive year.

Sustainalytics: Copyright © 2025 Sustainalytics.

Sustainalytics retains ownership and all intellectual property rights to the information developed by it and included in this report. Such information may not be copied or redistributed, is intended for informational purposes, does not constitute investment advice and is not warranted to be complete, timely and accurate. Information is subject to conditions available at <https://www.sustainalytics.com/legal-disclaimers>

MSCI: ©2025 MSCI ESG Research LLC. Reproduced by permission; no further distribution.

This report contains certain information (the "Information") sourced from MSCI ESG Research LLC, or its affiliates or information providers (the "ESG Parties"). The Information may only be used for your internal use, may not be reproduced or disseminated in any form and may not be used as a basis for or a component of any financial instruments or products or indices. Although they obtain information from sources they consider

reliable, none of the ESG Parties warrants or guarantees the originality, accuracy and/or completeness, of any data herein and expressly disclaim all express or implied warranties, including those of merchantability and fitness for a particular purpose. None of the MSCI information is intended to constitute investment advice or a recommendation to make (or refrain from making) any kind of investment decision and may not be relied on as such, nor should it be taken as an indication or guarantee of any future performance, analysis, forecast or prediction. None of the ESG Parties shall have any liability for any errors or omissions in connection with any data herein, or any liability for any direct, indirect, special, punitive, consequential or any other damages (including lost profits) even if notified of the possibility of such damages.

S&P: Copyright © 2025, S&P Global Market Intelligence and its affiliates. Reproduction of any information, data or material, including ratings ("Content") in any form is prohibited except with the prior written permission of the relevant party. Such party, its affiliates and suppliers ("Content Providers") do not guarantee the accuracy, adequacy, completeness, timeliness or availability of any Content and are not responsible for any errors or omissions (negligent or otherwise), regardless of the cause, or for the results obtained from the use of such Content. In no event shall Content Providers be liable for any damages, costs, expenses, legal fees, or losses (including lost income or lost profit and opportunity costs) in connection with any use of the Content. A reference to a particular investment or security, a rating or any observation concerning an investment that is part of the Content is not a recommendation to buy, sell or hold such investment or security, does not address the suitability of an investment or security and should not be relied on as investment advice. Credit ratings are statements of opinions and are not statements of fact.