

Invesco Pan European High Income Fund E-Acc Shares

31 December 2013

FOR PROFESSIONAL CLIENTS ONLY

Summary of fund objective

The Fund aims to provide to Shareholders long-term total return growth from an actively managed, diversified portfolio investing primarily in higher yielding European debt securities and to a lesser extent, equities. For the full objectives and investment policy please consult the current prospectus. Name changed from Invesco Continental European Absolute Return Fund on 31/07/08.

Key facts



Paul Causer
Henley on Thames
Managed fund since
March 2006



Paul Read
Henley on Thames
Managed fund since
July 2008



Stephanie Butcher
Henley on Thames
Managed fund since
February 2012

Share class launch

March 2006

Original fund launch ¹

March 2006

Legal status

Luxembourg SICAV with UCITS status

Share class base currency

EUR

Fund size

EUR 1.38 bn

Ongoing charges

2.19% (31/08/12)

Reference index

Mstar GIF OS EUR Cautious Allocation

Bloomberg code

INVCER LX

ISIN code

LU0243957742

Settlement date

Trade Date + 3 Days

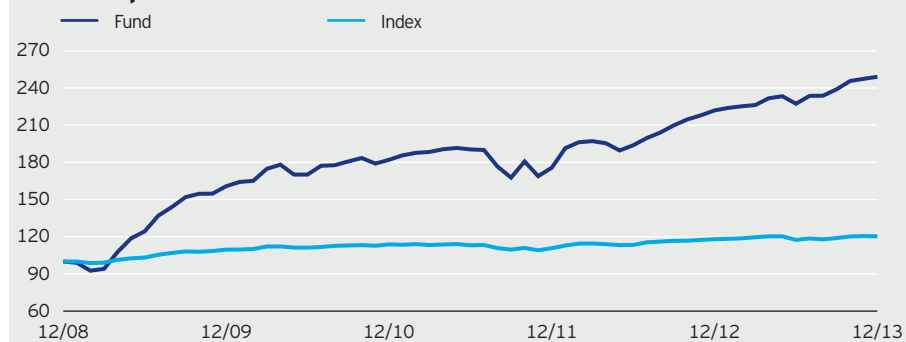
Morningstar RatingTM

★★★★★

Quarterly fund commentary

Anticipation of rising economic growth and less accommodative US monetary policy put upward pressure on bond yields in the final quarter. But high yield bonds outperformed the wider market and equity markets were also positively affected by improving economic data. Employment and consumption continued to rise in the US and there has also been stronger employment data in Europe in recent weeks. According to data from Merrill Lynch, European high yield bonds returned 4.0% over the period (€, total return). By comparison, euro investment grade corporate bonds returned 0.9% and Bunds -0.7%. Within investment grade, financials returned 0.8% compared to 0.3% for non-financials. The MSCI Europe equity index returned 6.0% (€, total return). The bond element of the fund is diversified across sectors, with the largest element in high yield debt and smaller portions in investment grade and in government bonds. We think some areas of the corporate bond market still offer value. In particular, we think structural and regulatory changes, combined with rising capital levels, should provide strong support for financials. We believe that the valuations on offer for European equities are attractive. Our focus is on stocks with strong cashflow generation and the ability to maintain or grow dividends.

Indexed performance*



Cumulative performance*

in %	YTD	1 month	1 year	3 years	5 years
Fund	12.21	0.64	12.21	36.78	148.99
Index	1.96	-0.17	1.96	5.74	20.37

Annual performance*

in %	2013	2012	2011	2010	2009
Fund	12.21	26.32	-3.50	13.26	60.72
Index	1.96	6.62	-2.72	3.87	9.60

Standardised rolling 12 month performance**

in %	31.12.08	31.12.09	31.12.10	31.12.11	31.12.12
Fund	60.72	13.26	-3.50	26.32	12.21

The standardised past performance information is updated on a quarterly basis. Should you require up-to-date past performance information this is available on our website www.invescoeuropa.com or by contacting us.

Past performance is not a guide to future returns.

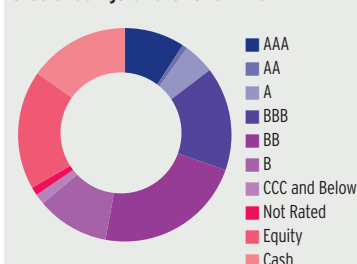
* (Source: © 2013 Morningstar) Mid to mid, gross income re-invested to 31 December 2013 unless otherwise stated. The figures do not reflect the entry charge payable by individual investors. **Mid to mid, gross income re-invested to 31 December 2013. All performance data on this factsheet is in the currency of the share class. Reference Index Source: Morningstar.

Invesco Pan European High Income Fund

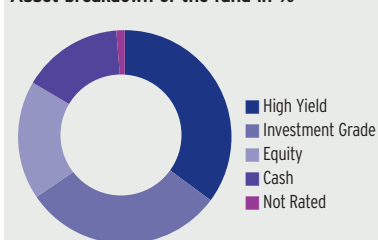
E-Acc Shares

31 December 2013

Credit ratings of the fund in %*



Asset breakdown of the fund in %*



NAV and fees

Current NAV

EUR 17.18

12 month price high

EUR 17.18 (31.12.13)

12 month price low

EUR 15.31 (01.01.13)

Minimum investment ²

EUR 500

Entry charge

Up to 3.00%

Annual management fee

1.75%

Top 10 issuers*

(total holdings: 248)

in %

Federal Republic of Germany	7.6
HSBC Bank General Partner Ltd	3.1
Koninklijke KPN NV	2.5
Telefonica SA	2.5
Electricite de France SA	2.1
Telecom Italia SpA	2.1
Caja de Ahorros y Pensiones de Barcelona	1.7
Unitymedia Management GmbH	1.7
UBS AG	1.6
Microsoft Corp	1.5

Credit ratings*

(average rating: BBB-)

in %

AAA	9.2
AA	0.8
A	4.7
BBB	15.7
BB	22.5
B	11.0
CCC and Below	1.6
Not Rated	1.3
Equity	18.0
Cash	15.2

Asset breakdown*

in %

High Yield	35.1
Investment Grade	30.4
Equity	18.0
Cash	15.2
Not Rated	1.3

3 year characteristics**

Alpha	4.81
Beta	2.59
Correlation	0.92
Information ratio	1.13
Sharpe ratio	0.93
Tracking error in %	7.46
Volatility in %	10.84

For detailed information about the 3 year characteristics please see <http://www.invescoeurope.com/CE/Glossary.pdf>.

Invesco Pan European High Income Fund

E-Acc Shares

31 December 2013

Risk Warnings

The value of investments and any income will fluctuate (this may partly be the result of exchange rate fluctuations) and investors may not get back the full amount invested. Debt instruments are exposed to credit risk which is the ability of the borrower to repay the interest and capital on the redemption date. Changes in interest rates will result in fluctuations in the value of the fund. The fund may hold a significant amount of debt instruments which are of lower credit quality and may result in large fluctuations of the value of the fund. The risks described herein are the fund specific material risks. For more information please consult the current fund and share class specific Key Investor Information Document (KIID) and for a complete set of risks the current prospectus. If you are unsure of any of these risks please contact your advisor.

Important Information

¹ The original fund launch date in this factsheet is identical with the fund launch date on the KIID.

² The minimum investment amounts are: EUR 500 / USD 650 / GBP 400 / CHF 650 / SEK 4,500.

Please contact us or refer to the most up to date Prospectus for details of minimum investment amounts in other currencies.

Past performance is not a guide to future returns. Where Invesco has expressed views and opinions, these may change. If investors are unsure if this product is suitable for them, they should seek advice from a financial adviser. The distribution and the offering of the fund in certain jurisdictions may be restricted by law. Persons into whose possession this document may come are required to inform themselves about and to comply with any relevant restrictions. This does not constitute an offer or solicitation by anyone in any jurisdiction in which such an offer is not authorised or to any person to whom it is unlawful to make such an offer or solicitation. Persons interested in acquiring the fund should inform themselves as to (i) the legal requirements in the countries of their nationality, residence, ordinary residence or domicile; (ii) any foreign exchange controls and (iii) any relevant tax consequences. As with all investments, there are associated risks. This document is by way of information only. Asset management services are provided by Invesco in accordance with appropriate local legislation and regulations. The fund is available only in jurisdictions where its promotion and sale is permitted. Forecasts are not reliable indicators of future performance. The forecasts and market outlook presented in this material reflect subjective judgments and assumptions of the investment manager or its delegate and unexpected events may occur. There can be no assurance that developments will transpire as forecasted in this presentation. Where securities are mentioned in this document they do not necessarily represent a specific portfolio holding and do not constitute a recommendation to purchase or sell. The ongoing charges figure is based on annualised expenses for the period ending 31/08/12. This figure may vary from year to year. It excludes portfolio transaction costs except in the case of an entry or exit charge paid by the Fund when buying or selling shares/units in another fund. Please refer to the most up to date relevant fund and share class-specific Key Investor Information Document for more information on our funds. Further information on our products is available using the contact details shown. This document is issued in Germany by Invesco Asset Management Deutschland GmbH regulated by Bundesanstalt für Finanzdienstleistungsaufsicht. This document is issued in Austria by Invesco Asset Management Österreich GmbH and in Switzerland by Invesco Asset Management (Schweiz) AG. Subscriptions of shares are only accepted on the basis of the most up to date legal offering documents. The legal offering documents (fund & share class specific Key Investor Information Document, prospectus, annual & semi-annual reports, articles and trustee deed) are available free of charge from the issuers: Invesco Asset Management Deutschland GmbH, An der Welle 5, D - 60322 Frankfurt am Main; Invesco Asset Management Österreich GmbH, Rotenturmstrasse 16 - 18, A - 1010 Vienna as well as at Erste Bank der oesterreichischen Sparkassen AG, Graben 21, A-1010 Vienna acting as paying agent for funds registered for sale in Austria and Invesco Asset Management (Schweiz) AG, Stockerstrasse 14, CH - 8002 Zürich. Paying agent for the funds registered for sale in Switzerland: BNP PARIBAS SECURITIES SERVICES, Paris, succursale de Zurich, Selnaustrasse 16; CH - 8002 Zürich.

Where an S&P Capital IQ fund grading is shown as at 31 December 2013, it represents an opinion only and should not be relied upon when making an investment decision. Past performance is not indicative of future results. Currency exchange rates may affect the value of investments. Copyright© 2013 McGraw-Hill International (UK) Limited (S&P), a subsidiary of The McGraw-Hill Companies, Inc. All rights reserved. © 2013 Morningstar. All rights reserved. The information contained herein: (1) is proprietary to Morningstar and/or its content providers; (2) may not be copied or distributed; and (3) is not warranted to be accurate, complete or timely. Neither Morningstar nor its content providers are responsible for any damages or losses arising from any use of this information.