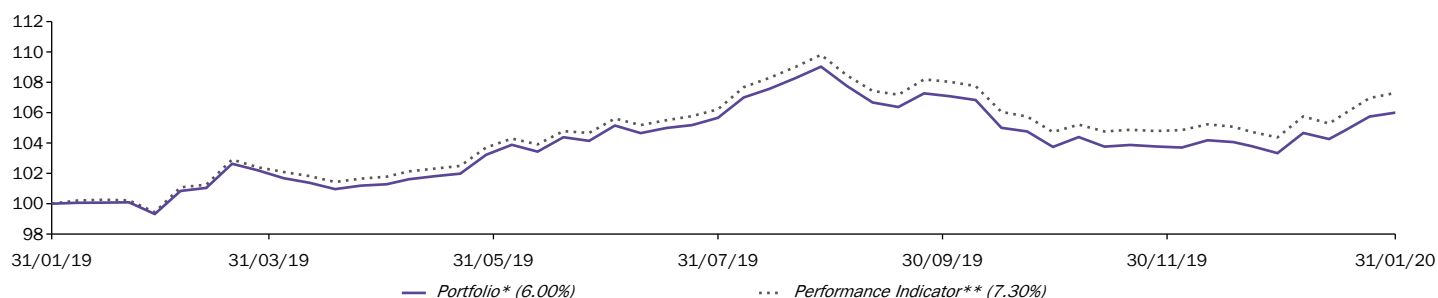


ESG absolute  
ratingESG relative  
ratingCO2 relative  
intensity

## Key figures (in EUR)

<b>Total assets under management (in million)</b>	<b>1 908.90</b>	<b>Current NAV (A)</b>	<b>147.26</b>
		12 month NAV price High	151.58
		12 month NAV price Low	137.9

## Performance evolution (in EUR)



Data is rebased to 100 by AXA IM on the graph start date.

### Cumulative performance

	1 M.	3 M.	YTD	1 Y.	3 Y.	5 Y.	8 Y.	Launch
Portfolio*	2.58%	1.08%	2.58%	6.00%	2.36%	3.53%	10.98%	47.26%
Performance Indicator**	2.81%	1.30%	2.81%	7.30%	6.87%	10.41%	22.00%	67.43%

### Annualized performance

	1 Y.	3 Y.	5 Y.	8 Y.	Launch
Portfolio*	6.00%	0.78%	0.70%	1.31%	2.93%
Performance Indicator**	7.30%	2.24%	2.00%	2.52%	3.92%

### Annual performance

	2019	2018	2017	2016	2015	2014	2013
Portfolio*	3.82%	-3.99%	-0.03%	7.42%	-1.75%	7.56%	-7.14%
Performance Indicator**	4.94%	-2.34%	1.33%	8.96%	-1.32%	8.66%	-5.71%

The figures provided relate to previous months or years and past performance is not a reliable indicator as to future performance.

## Risk analysis

	1 Y.	3 Y.	5 Y.	Launch
<b>Annualized volatility</b>				
Portfolio*	4.94%	4.40%	4.83%	5.57%
Performance Indicator**	4.91%	4.41%	4.85%	5.45%
<b>Relative risk ('Tracking Error')</b>	0.54%	0.34%	0.37%	0.70%
<b>Sharpe ratio</b>	1.60	0.60	0.51	0.61
<b>Information ratio</b>	0.57	0.16	0.49	0.40

\* 1st NAV date: 05/09/2006

\*\* Performance indicator : Please refer to the Benchmark section in the characteristics/disclaimers part of the document.

% of AUM covered by ESG absolute rating: Portfolio = 98.2% Performance Indicator = 100.0% (not meaningful for coverage below 50%)

% of AUM covered by CO2 intensity indicator: Portfolio = 98.2% Performance Indicator = 100.0% (not meaningful for coverage below 50%)

Source(s): AXA Investment Managers as at 31/01/2020

Editor: AXA Investment Managers Paris

## AXA WF Global Inflation Bonds E EUR

## Portfolio analysis

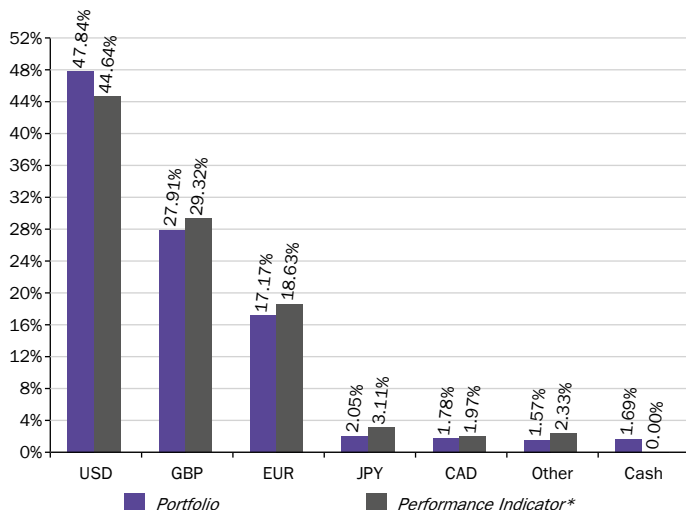
## Fund indicators

	Portfolio	Performance Indicator*
Cash	1.69%	0.00%
Number of Holdings	90	140
Number of Issuers	13	12
Linear Average Rating	AA	AA
Exponential Average Rating	A+	A+

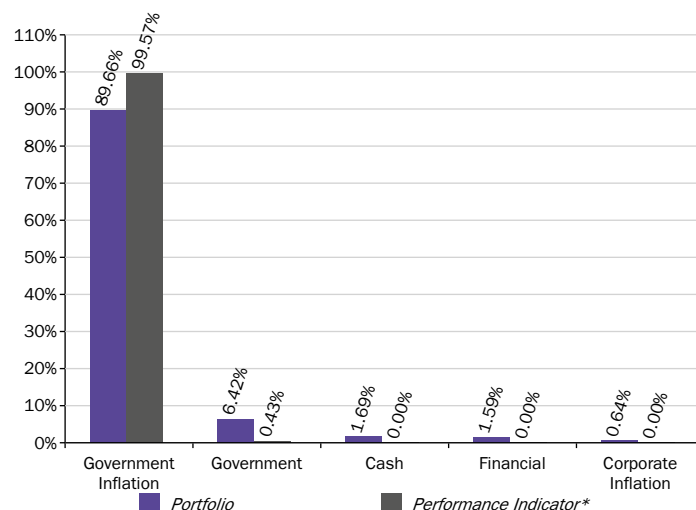
## Fund indicators

	Portfolio	Performance Indicator*
Average Life	13.15	13.21
Duration to worst	12.30	12.38
Average Coupon	0.88%	0.24%
Yield to maturity	-0.68	-0.83

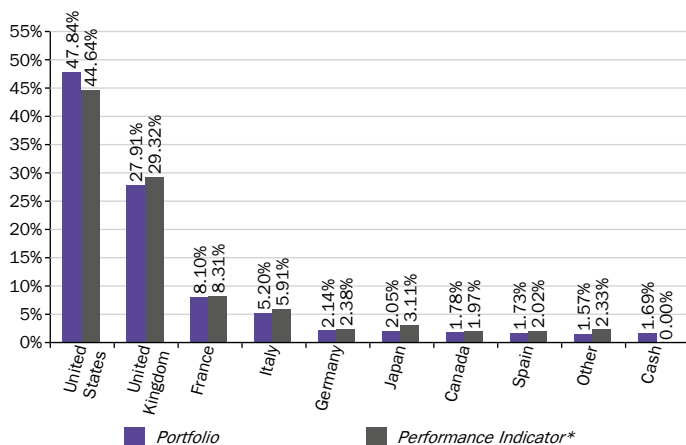
## Currency breakdown



## Asset class breakdown



## Country Breakdown



## Contribution to duration by country

Country	Indicator	Duration
Australia	Inflation AUSTRALIA	0.11
Canada	Inflation CANADA	0.29
	Nominal	0.21
Cash	Cash	0.00
France	Inflation EURO	0.58
	Inflation FRANCE	0.12
	Nominal	0.04
Germany	Inflation EURO	0.29
	Nominal	-0.45
Italy	Inflation EURO	0.44
	Nominal	0.00
Japan	Inflation JPN	0.16
	Nominal	0.24
New Zealand	Inflation NEW ZEALAND	0.06
Spain	Inflation EURO	0.14
Sweden	Inflation SWEDEN	0.04
United Kingdom	Inflation UK	6.42
United States	Inflation U.S.	3.57
	Nominal	0.04
<b>Total</b>		<b>12.30</b>

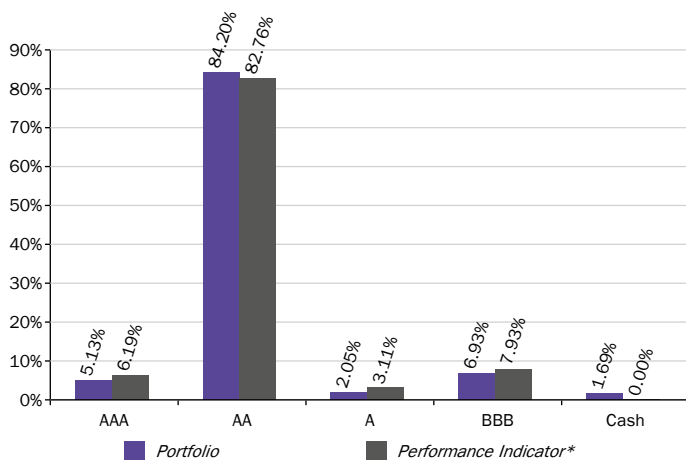
\* Performance indicator : Please refer to the Benchmark section in the characteristics/disclaimers part of the document.

Source(s): AXA Investment Managers as at 31/01/2020

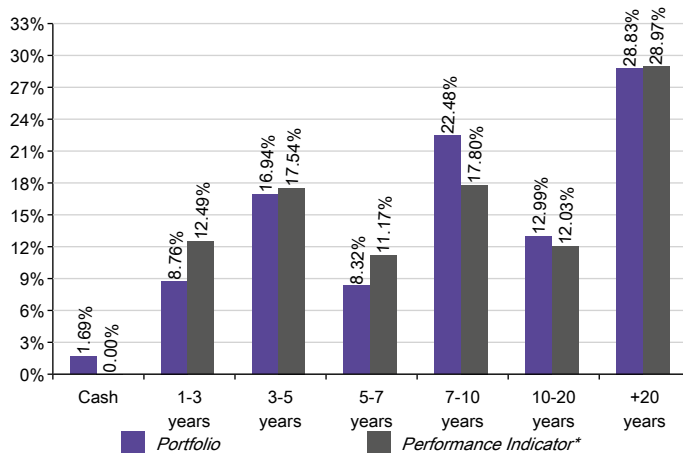
## AXA WF Global Inflation Bonds E EUR

## Portfolio analysis

Rating breakdown



Maturity Breakdown



Contribution to duration by currency and maturity

		0-1 year	1-3 years	3-5 years	5-7 years	7-10 years	10-20 years	+20 years	Total
Portfolio	AUD	0.00	0.00				0.11		0.11
Performance Indicator*	AUD		0.00		0.01	0.01	0.03	0.05	0.10
Portfolio	CAD	0.00			0.00	0.21	0.07	0.22	0.50
Performance Indicator*	CAD		0.00		0.01		0.07	0.22	0.30
Portfolio	DKK								
Performance Indicator*	DKK			0.01			0.01		0.01
Portfolio	EUR	0.02	0.04	0.11	0.03	-0.15	0.63	0.50	1.17
Performance Indicator*	EUR		0.05	0.17	0.09	0.26	0.50	0.48	1.56
Portfolio	GBP	0.00		0.12	0.05	0.12	0.85	5.27	6.42
Performance Indicator*	GBP		0.03	0.08	0.04	0.21	0.83	5.25	6.44
Portfolio	JPY	0.00			0.00	0.40			0.40
Performance Indicator*	JPY			0.03	0.06	0.10			0.19
Portfolio	NZD	0.00						0.06	0.06
Performance Indicator*	NZD				0.01		0.03	0.02	0.05
Portfolio	SEK	0.00				0.04			0.04
Performance Indicator*	SEK		0.00		0.01	0.02	0.01		0.04
Portfolio	USD	-0.01	0.18	0.46	0.40	0.79	0.03	1.76	3.60
Performance Indicator*	USD		0.17	0.43	0.43	0.84	0.03	1.77	3.67
Portfolio	Total	0.00	0.22	0.69	0.49	1.40	1.69	7.81	12.30
Performance Indicator*	Total		0.26	0.71	0.67	1.44	1.51	7.79	12.38

Main holdings

Name	Weighting	Issuer country	Modified duration	Contribution**
US Treasury Note 1.75% 11/15/2029	5.10%	United States	8.9	0.46
US Treasury Inflation Idx Bonds 0.875% 01/15/2029	4.96%	United States	8.7	0.43
US Treasury Inflation Idx Bonds 0.625% 01/15/2024	3.54%	United States	3.9	0.14
UK Gilt Inflation Linked 0.125% 03/22/2024	3.19%	United Kingdom	4.2	0.13
US Treasury Inflation Idx Bonds 0.125% 04/15/2022	3.17%	United States	2.2	0.07
US Treasury Inflation Idx Bonds 0.125% 07/15/2022	2.57%	United States	2.5	0.06
US Treasury Inflation Idx Bonds 2% 01/15/2026	2.28%	United States	5.7	0.13
UK Gilt Inflation Linked 1.25% 11/22/2055	2.11%	United Kingdom	28.7	0.61
UK Gilt Inflation Linked 1.125% 11/22/2037	2.07%	United Kingdom	16.8	0.35
US Treasury Inflation Idx Bonds 0.625% 04/15/2023	2.07%	United States	3.2	0.07

\*\*Contribution to portfolio risk (%)

\* Performance indicator : Please refer to the Benchmark section in the characteristics/disclaimers part of the document.

Source(s): AXA Investment Managers as at 31/01/2020

# AXA WF Global Inflation Bonds E EUR

## Objective and investment strategy

The Sub-Fund's investment objective is to seek performance by investing mainly in inflation-linked bonds issued in OECD countries, over a medium term period.

## Performance Indicator

100% Bloomberg Barclays World Inflation-Linked Hedged EUR from 05/09/06

The Fund doesn't have a benchmark. The performance indicator is provided for comparison purposes only.

## Risk characteristics

**Recommended Investment Time Horizon :** This Sub-Fund may not be suitable for investors who plan to withdraw their contribution within 3 years.

Lower risk Higher risk  
 ← Potentially lower reward Potentially higher reward →

1	2	3	4	5	6	7
---	---	---	---	---	---	---

The risk category is calculated using historical performance data and may not be a reliable indicator of the Sub-Fund's future risk profile.

The risk category shown is not guaranteed and may shift over time. The lowest category does not mean risk free.

### Why is this Sub-Fund in this category?

The capital of the Sub-Fund is not guaranteed. The Sub-Fund is invested in financial markets and uses techniques and instruments which are subject to some levels of variation, which may result in gains or losses.

### Significant risks not taken account by the risk indicator

**Credit Risk:** Risk that issuers of debt securities held in the Sub-Fund may default on their obligations or have their credit rating downgraded, resulting in a decrease in the Net Asset Value. **Liquidity Risk:** risk of low liquidity level in certain market conditions that might lead the Sub-Fund to face difficulties valuing, purchasing or selling all/part of its assets and resulting in potential impact on its net asset value. **Counterparty Risk:** Risk of bankruptcy, insolvency, or payment or delivery failure of any of the Sub-Fund's counterparties, leading to a payment or delivery default. Impact of any techniques such as derivatives: Certain management strategies involve specific risks, such as liquidity risk, credit risk, counterparty risk, legal risk, valuation risk, operational risk and risks related to the underlying assets. The use of such strategies may also involve leverage, which may increase the effect of market movements on the Sub-Fund and may result in significant risk of losses.

## General characteristics

Legal form

SICAV

Legal country	Luxembourg
Launch date	13/09/05
Fund currency	EUR
Shareclass currency	EUR
Valuation	Daily
Share type	Accumulation
ISIN code	LU0266010296
Ongoing charges	1.52%
Financial management fee*	0.6%
Maximum management fees	0.6%
Performance fee :	
Maximum distribution fees	0.65%
Management company	AXA Funds Management SA (Luxembourg)
(Sub) Financial delegation	AXA IM Paris
Delegation of account administration	State Street Bank Luxembourg S.C.A
Custodian	State Street Bank Luxembourg S.C.A

\*The fund may incur other costs, fees and administrative expenses (see prospectus).

## Subscription / Redemption

The subscription, conversion or redemption orders must be received by the Registrar and Transfer Agent on any Valuation Day no later than 3 p.m. Luxembourg time. Orders will be processed at the Net Asset Value applicable to such Valuation Day. The investor's attention is drawn to the existence of potential additional processing time due to the possible involvement of intermediaries such as Financial Advisers or distributors. The Net Asset Value of this Sub-Fund is calculated on a daily basis.

## ESG Metrics Definition

The ESG absolute rating is based on a proprietary scoring methodology. If the fund has one tree (5 trees), it means that it is in the lowest (highest) ESG absolute rating category.

For more information on the methodology, please visit <https://www.axa-im.com/responsible-investing>.

ESG relative rating is calculated as the difference between the ESG absolute rating of the portfolio and the ESG absolute rating of its performance indicator. If ESG Relative rating is positive (negative), this means that the portfolio has a higher (lower) ESG absolute rating than the performance indicator.

CO2 relative intensity is calculated as the difference between the CO2 intensity of the fund (expressed in tCO2/M€ Revenues) and the one of the performance indicator.

If CO2 Relative intensity is green, it means that the intensity of the portfolio is lower than that of the performance indicator. If CO2 Relative intensity is orange, it means that the intensity of the portfolio is higher than that of the performance indicator. If CO2 Relative intensity is yellow,

# AXA WF Global Inflation Bonds E EUR

it means that the intensity of the portfolio is similar than that of the performance indicator.

ESG indicators are for informational purposes only.  
The portfolio has neither statutory nor contractual ESG objectives.

## Disclaimers

Performance calculations are net of management or distribution fees. Performance are shown as annual performance (365 days). Performance calculations are based on the reinvestment dividend.

Risk Ratios are calculated from gross performances. The ratings shown are those applicable at the time of publication of the document and not at the portfolio closing date. A change in rating between these two dates could therefore suggest that the rating conditions of the portfolio have not been complied with, even though the securities concerned could have been sold in the interim. If you have any questions on this subject, please contact your usual sales representative.

In the case where the currency of investment is different from the Fund's reference currency the gains are capable of varying considerably due to the fluctuations of the exchange rate.

The product discussed in this document may not be registered nor available in your jurisdiction. Please check the countries of registration with the asset manager, or on the web site <https://www.axa-im.com/en/registration-map>, where a fund registration map is available. In particular, units of the fund may not be offered, sold or delivered to U.S. Persons within the meaning of Regulation S of the U.S. Securities Act of 1933. The tax treatment relating to the holding, acquisition or disposal of shares or units in the fund depends on each investor's tax status or treatment and may be subject to change. Any potential investor is strongly encouraged to seek advice from its own tax advisors.

Depending on the investment strategy used the information contained herein may be more detailed than the information disclosed in the prospectus. Any such information (i) does not constitute a representation or undertaking on the part of the investment manager; (ii) is subjective and (iii) may be modified at any time within the limits provided in the fund prospectus.

This document is for informational purposes only and does not constitute, on AXA Investment Managers Paris part, an offer to buy or sell or a solicitation or investment advice. Due to its simplification, this document is partial and the information can be subjective. AXA Investment Managers Paris may but shall not be obligated to update or otherwise revise this document without any prior notice. All information in this document is established on the accounting information or on market data basis. All accounting information is un-audited. AXA IM and/or its affiliates may receive or pay fees or rebates in relation to the Mutual Fund or investment vehicle. AXA Investment Managers Paris disclaims any and all liability relating to a decision based on or for reliance on this document. The most recent prospectus is available to all investors and must be read prior subscription and the decision whether to invest or not must be based on the information contained in the prospectus.

AXA Investment Managers Paris, a company incorporated under the laws of France, having its registered office located at Tour Majunga, 6, Place de la Pyramide 92908 Paris - La Défense cedex – France, registered with the Nanterre Trade and Companies Register under number 353 534 506, a Portfolio Management Company, holder of COB approval no. GP 92-08, issued on 7 April 1992.

AXA Funds Management, a société anonyme organized under the laws of Luxembourg with the Luxembourg Register Number B 32 223RC, and whose registered office is located at 49, Avenue J.F. Kennedy L-1885 Luxembourg

AXA WORLD FUNDS 's registered office is 49, avenue J.F Kennedy L-1885 Luxembourg. The Company is registered under the number B. 63.116 at the "Registre de Commerce et des Sociétés" The Company is a Luxembourg SICAV UCITS IV approved by the CSSF.

**Depending on the recipient's respective jurisdiction or region, the following additional disclosures may apply:**

**For Chilean Investors:** The funds, strategies, services and related information discussed herein are not registered in the Republic of Chile. Nothing in this document should be construed as a public offer of, or invitation to subscribe for or purchase any shares/units, strategies or services in the Republic of Chile.

**For Peruvian Investors:** AXA Investment Managers is not licensed and it is not legally required to be licensed by the Peruvian Securities Regulator (Superintendencia del Mercado de Valores – SMV) for these activities. Consequently, the Peruvian Securities Regulator does not exercise any kind of supervision regarding this fund, strategy and/or service; and, the information furnished to the investors and the rest of the services rendered by AXA Investment Managers are subject to its exclusive responsibility. In Peru, this document is only for the exclusive use of persons or entities qualifying as "Inversionistas Institucionales" under Peruvian Law. This document is not for public distribution.

AXA Investment Managers no tiene y no está legalmente obligada a tener una autorización por parte de la Superintendencia del Mercado de Valores para estas actividades. En consecuencia, la Superintendencia del Mercado de Valores no ejerce ningún tipo de supervisión sobre el fondo, la estrategia, y/o los servicios; y la información proporcionada a los inversionistas y los demás servicios que les presta son de exclusiva responsabilidad de AXA Investment Managers. En el Perú, este documento es para el uso exclusivo de personas o entidades que califiquen como "Inversionistas Institucionales" bajo las leyes peruanas. Este documento no es para distribución al público.

**For US Investors:** This material is not directed at, nor is it available for distribution to U.S. investors or any persons in any jurisdictions in which the AXA Investment Managers, Inc. or its affiliates are prohibited by law from making this information available. No representation is made that any of the services, securities or investment funds referred to herein are suitable for any particular investor.

## For your information

Fin. Info.

Bloomberg AXAGIBA LX

Regulatory documents are available on demand

## AXA WF Global Inflation Bonds E EUR

---

AXA Investment Managers Paris

a company incorporated under the laws of France, having its registered office located at

Tour Majunga

6, Place de la Pyramide

92908 Paris - La Défense cedex – France

a Portfolio Management Company, holder of AMF approval no. GP 92-08, issued on 7 April 1992,

A french corporation (Public Limited Company) with capital of euros 1,384,380

RCS Nanterre 353 534 506

