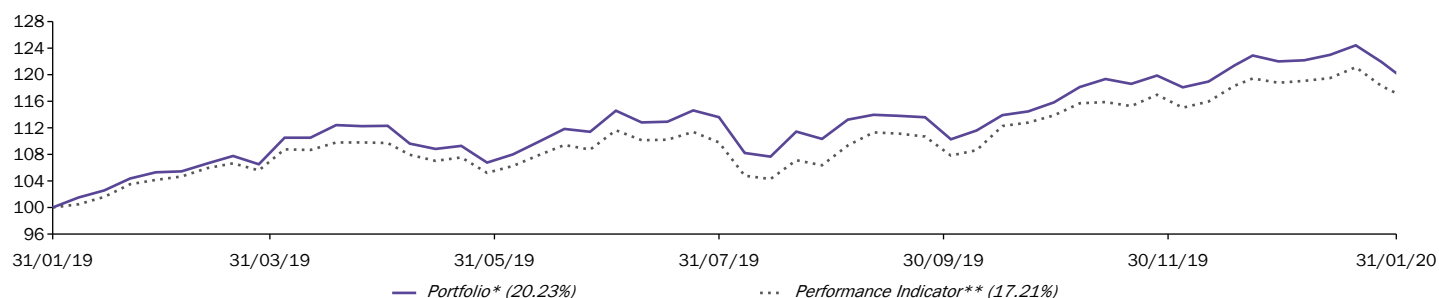


ESG absolute
ratingESG relative
ratingCO2 relative
intensity

Key figures (in EUR)

Total assets under management (in million)	872.83	Current NAV (A)	249.29
		12 month NAV price High	258.69
		12 month NAV price Low	207.34

Performance evolution (in EUR)



Data is rebased to 100 by AXA IM on the graph start date.

Cumulative performance

	1 M.	3 M.	YTD	1 Y.	3 Y.	5 Y.	8 Y.	Launch
Portfolio*	-1.31%	4.23%	-1.31%	20.23%	18.38%	14.15%	63.38%	149.29%
Performance Indicator**	-1.26%	3.50%	-1.26%	17.21%	23.17%	27.04%	97.03%	198.72%

Annualized performance

	1 Y.	3 Y.	5 Y.	8 Y.	Launch
Portfolio*	20.23%	5.78%	2.68%	6.32%	8.64%
Performance Indicator**	17.21%	7.19%	4.90%	8.84%	10.43%

Annual performance

	2019	2018	2017	2016	2015	2014	2013
Portfolio*	28.73%	-15.30%	8.57%	-1.14%	6.07%	3.49%	15.26%
Performance Indicator**	26.05%	-10.57%	10.24%	2.58%	8.22%	6.84%	19.82%

The figures provided relate to previous months or years and past performance is not a reliable indicator as to future performance.

Risk analysis

	1 Y.	3 Y.	5 Y.	Launch
Annualized volatility				
Portfolio*	11.70%	11.88%	13.08%	12.41%
Performance Indicator**	11.02%	10.27%	12.04%	12.92%
Relative risk ('Tracking Error')	3.12%	2.69%	2.53%	2.96%
Sharpe ratio	1.99	0.73	0.42	0.89
Information ratio	1.94	0.47	0.13	0.27
Alpha	0.0896%	0.0284%	0.0059%	0.1115%
Beta	1.0237	1.1345	1.0680	0.9350

* 1st NAV date: 23/01/2009

** Performance indicator : Please refer to the Benchmark section in the characteristics/disclaimers part of the document.

% of AUM covered by ESG absolute rating: Portfolio = 98.6% Performance Indicator = 99.6% (not meaningful for coverage below 50%)

% of AUM covered by CO2 intensity indicator: Portfolio = 98.6% Performance Indicator = 98.9% (not meaningful for coverage below 50%)

Source(s): AXA Investment Managers - GICS - MSCI as at 31/01/2020

Editor: AXA Investment Managers Paris

Portfolio analysis

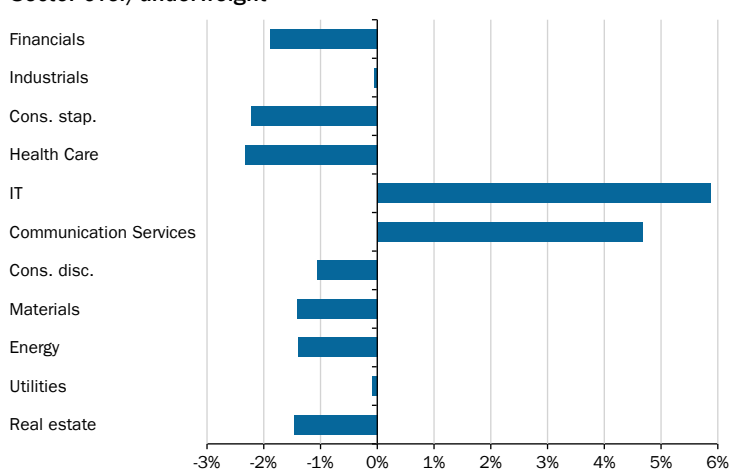
Sector breakdown

	Portfolio	Perf. indicator*
Financials	15.82%	17.71%
Industrials	13.95%	14.00%
Consumer Staples	11.98%	14.20%
Health Care	11.97%	14.31%
Information Technology	11.96%	6.09%
Communication Services	9.01%	4.34%
Consumer Discretionary	8.65%	9.72%
Materials	5.64%	7.05%
Energy	4.89%	6.29%
Utilities	4.75%	4.83%
Real estate	0.00%	1.47%

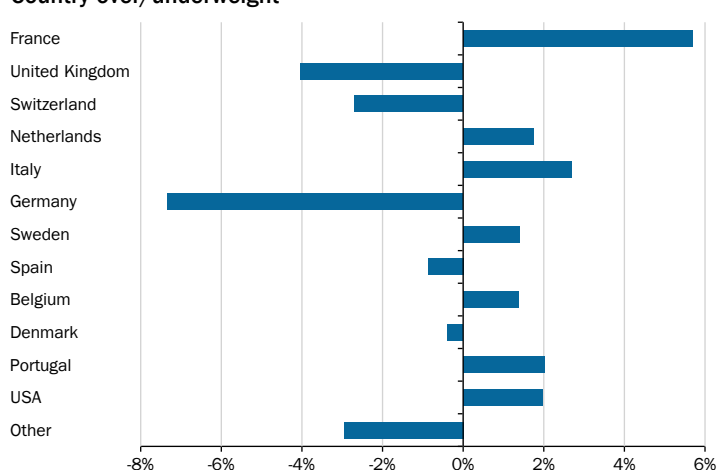
Geographical breakdown

	Portfolio	Perf. indicator*
France	23.62%	17.92%
United Kingdom	21.75%	25.79%
Switzerland	12.62%	15.31%
Netherlands	8.02%	6.27%
Italy	6.41%	3.72%
Germany	6.33%	13.65%
Sweden	5.63%	4.24%
Spain	3.61%	4.49%
Belgium	2.92%	1.55%
Denmark	2.66%	3.05%
Portugal	2.28%	0.27%
USA	1.98%	0.00%
Other	0.79%	3.76%

Sector over/underweight



Country over/underweight



* Performance indicator : Please refer to the Benchmark section in the characteristics/disclaimers part of the document.

Source(s): AXA Investment Managers - GICS - MSCI as at 31/01/2020

AXA WF Framlington Europe E EUR

Main stocks

Equity	Weighting			Sector	Country
	Portfolio	Perf. indicator*	Spread		
Nestle SA	5.70%	3.59%	2.11%	Cons. stap.	Switzerland
BP PLC	4.89%	1.34%	3.54%	Energy	United Kingdom
Allianz SE	3.46%	1.11%	2.35%	Financials	Germany
Dassault Systemes SE	3.32%	0.25%	3.07%	IT	France
Asml Holding NV	3.28%	1.31%	1.96%	IT	Netherlands
LVMH Moet Hennessy Louis Vu...	3.17%	1.33%	1.84%	Cons. disc.	France
Tele2 AB	3.12%	0.08%	3.04%	Communication Services	Sweden
Compass Group PLC	3.02%	0.43%	2.59%	Cons. disc.	United Kingdom
BNP Paribas SA	2.75%	0.66%	2.10%	Financials	France
Novo Nordisk	2.66%	1.18%	1.47%	Health Care	Denmark
Number of Holdings	48	437			
Turnover (1 rolling year)	20.96%				
Active Share	75.63%				
Cash	1.37%				

Annual turnover rate : Sum the last 12 monthly results to obtain the turnover rate over 1 rolling year, calculated according to the following formula:
 $(\text{abs}(\text{purchase}) + \text{abs}(\text{sale}) - \text{abs}(\text{subscription} - \text{redemption})) / (2 * \text{average AUM})$.

Purchase and sale exclude derivatives, short term instruments and some corporate actions.

Subscription and redemption are netted on a monthly basis, impact of inflows and outflows can result in negative turnover which does not reflect portfolio turnover, therefore annual turnover has a floor of 0.

Top 5 overweight

	Portfolio	Performance Indicator*	Spread
BP PLC	4.89%	1.34%	3.54%
Dassault Systemes SE	3.32%	0.25%	3.07%
Tele2 AB	3.12%	0.08%	3.04%
Compass Group PLC	3.02%	0.43%	2.59%
Allianz SE	3.46%	1.11%	2.35%

Top 5 underweight

	Portfolio	Performance Indicator*	Spread
Roche Holding AG	0.00%	2.59%	-2.59%
Royal Dutch Shell PLC	0.00%	2.31%	-2.31%
Novartis AG	0.00%	2.22%	-2.22%
Unilever N.V.	0.00%	1.66%	-1.66%
HSBC Holdings PLC	0.00%	1.61%	-1.61%

* Performance indicator : Please refer to the Benchmark section in the characteristics/disclaimers part of the document.

Source(s): AXA Investment Managers - GICS - MSCI as at 31/01/2020

AXA WF Framlington Europe E EUR

Objective and investment strategy

The Sub-Fund seeks to achieve long term capital growth measured in Euro by investing in large, medium and small capitalisation companies domiciled or listed in Europe.

Performance Indicator

100% MSCI Europe Total Return Net **from 23/01/09**

The Fund doesn't have a benchmark. The performance indicator is provided for comparison purposes only.

Risk characteristics

Recommended Investment Time Horizon : This Sub-Fund may not be suitable for investors who plan to withdraw their contribution within 8 years.

Lower risk Higher risk
 ← Potentially lower reward Potentially higher reward →

1	2	3	4	5	6	7
---	---	---	---	---	---	---

The risk category is calculated using historical performance data and may not be a reliable indicator of the Sub-Fund's future risk profile.

The risk category shown is not guaranteed and may shift over time. The lowest category does not mean risk free.

Why is this Sub-Fund in this category?

The capital of the Sub-Fund is not guaranteed. The Sub-Fund is invested in financial markets and uses techniques and instruments which are subject to some levels of variation, which may result in gains or losses.

Significant risks not taken account by the risk indicator

Credit Risk: Risk that issuers of debt securities held in the Sub-Fund may default on their obligations or have their credit rating downgraded, resulting in a decrease in the Net Asset Value.
Counterparty Risk: Risk of bankruptcy, insolvency, or payment or delivery failure of any of the Sub-Fund's counterparties, leading to a payment or delivery default. Impact of any techniques such as derivatives: Certain management strategies involve specific risks, such as liquidity risk, credit risk, counterparty risk, legal risk, valuation risk, operational risk and risks related to the underlying assets. The use of such strategies may also involve leverage, which may increase the effect of market movements on the Sub-Fund and may result in significant risk of losses.

General characteristics

Legal form	SICAV
Legal country	Luxembourg
Launch date	15/10/08
Fund currency	EUR
Shareclass currency	EUR
Valuation	Daily
Share type	Accumulation
ISIN code	LU0389656033
Ongoing charges	2.53%
Financial management fee*	2.25%
Maximum management fees	1.5%
Maximum distribution fees	0.75%
Management company	AXA Funds Management SA (Luxembourg)
(Sub) Financial delegation	AXA IM Paris

Delegation of account administration	State Street Bank Luxembourg S.C.A
Custodian	State Street Bank Luxembourg S.C.A

*The fund may incur other costs, fees and administrative expenses (see prospectus).

Subscription / Redemption

The subscription, conversion or redemption orders must be received by the Registrar and Transfer Agent on any Valuation Day no later than 3 p.m. Luxembourg time. Orders will be processed at the Net Asset Value applicable to such Valuation Day. The investor's attention is drawn to the existence of potential additional processing time due to the possible involvement of intermediaries such as Financial Advisers or distributors. The Net Asset Value of this Sub-Fund is calculated on a daily basis.

ESG Metrics Definition

The ESG absolute rating is based on a proprietary scoring methodology. If the fund has one tree (5 trees), it means that it is in the lowest (highest) ESG absolute rating category. For more information on the methodology, please visit <https://www.axa-im.com/responsible-investing>.

ESG relative rating is calculated as the difference between the ESG absolute rating of the portfolio and the ESG absolute rating of its performance indicator. If ESG Relative rating is positive (negative), this means that the portfolio has a higher (lower) ESG absolute rating than the performance indicator.

CO2 relative intensity is calculated as the difference between the CO2 intensity of the fund (expressed in tCO2/M€ Revenues) and the one of the performance indicator.

AXA WF Framlington Europe E EUR

If CO2 Relative intensity is green, it means that the intensity of the portfolio is lower than that of the performance indicator. If CO2 Relative intensity is orange, it means that the intensity of the portfolio is higher than that of the performance indicator. If CO2 Relative intensity is yellow, it means that the intensity of the portfolio is similar than that of the performance indicator.

ESG indicators are for informational purposes only.
The portfolio has neither statutory nor contractual ESG objectives.

Disclaimers

Performance calculations are net of management or distribution fees. Performance are shown as annual performance (365 days). Performance calculations are based on the reinvestment dividend.

Risk Ratios are calculated from gross performances

The geographical breakdown is based on the country classification as published by the index provider (or the main index provider in case of a composite performance indicator). The second available source is the Country ISO from Bloomberg (or Ultimate Country of risk for Emerging fund).

For the purposes of presenting the breakdown by country, sector, principal exposures and active strategies, equities and similar instruments relating to a single company (ADRs, GDRs, RSPs, rights, etc.) are grouped in order to form a single exposure for the said company.

In the case where the currency of investment is different from the Fund's reference currency the gains are capable of varying considerably due to the fluctuations of the exchange rate.

The product discussed in this document may not be registered nor available in your jurisdiction. Please check the countries of registration with the asset manager, or on the web site <https://www.axa-im.com/en/registration-map>, where a fund registration map is available. In particular, units of the fund may not be offered, sold or delivered to U.S. Persons within the meaning of Regulation S of the U.S. Securities Act of 1933. The tax treatment relating to the holding, acquisition or disposal of shares or units in the fund depends on each investor's tax status or treatment and may be subject to change. Any potential investor is strongly encouraged to seek advice from its own tax advisors.

Depending on the investment strategy used the information contained herein may be more detailed than the information disclosed in the prospectus. Any such information (i) does not constitute a representation or undertaking on the part of the investment manager; (ii) is subjective and (iii) may be modified at any time within the limits provided in the fund prospectus.

This document is for informational purposes only and does not constitute, on AXA Investment Managers Paris part, an offer to buy or sell or a solicitation or investment advice. Due to its simplification, this document is partial and the information can be subjective. AXA Investment Managers Paris may but shall not be obligated to update or otherwise revise this

document without any prior notice. All information in this document is established on the accounting information or on market data basis. All accounting information is un-audited. AXA IM and/or its affiliates may receive or pay fees or rebates in relation to the Mutual Fund or investment vehicle. AXA Investment Managers Paris disclaims any and all liability relating to a decision based on or for reliance on this document. The most recent prospectus is available to all investors and must be read prior subscription and the decision whether to invest or not must be based on the information contained in the prospectus.

AXA Funds Management, a société anonyme organized under the laws of Luxembourg with the Luxembourg Register Number B 32 223RC, and whose registered office is located at 49, Avenue J.F. Kennedy L-1885 Luxembourg

AXA WORLD FUNDS 's registered office is 49, avenue J.F Kennedy L-1885 Luxembourg. The Company is registered under the number B. 63.116 at the "Registre de Commerce et des Sociétés" The Company is a Luxembourg SICAV UCITS IV approved by the CSSF.

Depending on the recipient's respective jurisdiction or region, the following additional disclosures may apply:

For Chilean Investors: The funds, strategies, services and related information discussed herein are not registered in the Republic of Chile. Nothing in this document should be construed as a public offer of, or invitation to subscribe for or purchase any shares/units, strategies or services in the Republic of Chile.

For Peruvian Investors: AXA Investment Managers is not licensed and it is not legally required to be licensed by the Peruvian Securities Regulator (Superintendencia del Mercado de Valores – SMV) for these activities. Consequently, the Peruvian Securities Regulator does not exercise any kind of supervision regarding this fund, strategy and/or service; and, the information furnished to the investors and the rest of the services rendered by AXA Investment Managers are subject to its exclusive responsibility. In Peru, this document is only for the exclusive use of persons or entities qualifying as "Inversionistas Institucionales" under Peruvian Law. This document is not for public distribution.

AXA Investment Managers no tiene y no está legalmente obligada a tener una autorización por parte de la Superintendencia del Mercado de Valores para estas actividades. En consecuencia, la Superintendencia del Mercado de Valores no ejerce ningún tipo de supervisión sobre el fondo, la estrategia, y/o los servicios; y la información proporcionada a los inversionistas y los demás servicios que les presta son de exclusiva responsabilidad de AXA Investment Managers. En el Perú, este documento es para el uso exclusivo de personas o entidades que califiquen como "Inversionistas Institucionales" bajo las leyes peruanas. Este documento no es para distribución al público.

For US Investors: This material is not directed at, nor is it available for distribution to U.S. investors or any persons in any jurisdictions in which the AXA Investment Managers, Inc. or its affiliates are prohibited by law from making this information available. No representation is made that any of the services, securities or investment funds referred to herein are suitable for any particular investor.

AXA WF Framlington Europe E EUR

Disclaimers from external financial data service providers

GICS

The Global Industry Classification Standard ("GICS") is the exclusive property and a service mark of MSCI Inc. ("MSCI") and Standard & Poor's, a division of The McGraw-Hill Companies, Inc. ("S&P") and is licensed for use by AXA Investment Managers Paris. Neither MSCI, S&P nor any third party involved in making or compiling the GICS makes any express or implied warranties or representations and shall have no liability whatsoever with respect to GICS or the results to be obtained by the use thereof.

MSCI

Neither MSCI nor any other party involved in or related to compiling, computing or creating the MSCI data makes any express or implied warranties or representations with respect to such data (or the results to be obtained by the use thereof), and all such parties hereby expressly disclaim all warranties of originality, accuracy, completeness, merchantability or fitness for a particular purpose with respect to any of such data. Without limiting any of the foregoing, in no event shall MSCI, any of its affiliates or any third party involved in or related to compiling, computing or creating the data have any liability for any direct, indirect, special, punitive, consequential or any other damages (including lost profits) even if notified of the possibility of such damages. No further distribution or dissemination of the MSCI data is permitted without MSCI's express written consent.

For your information

Fin. Info.	Bloomberg AXEURCE LX
------------	----------------------

Regulatory documents are available on demand

AXA Investment Managers Paris

a company incorporated under the laws of France, having its registered office located at

Tour Majunga

6, Place de la Pyramide

92908 Paris - La Défense cedex – France

a Portfolio Management Company, holder of AMF approval no. GP 92-08, issued on 7 April 1992,

A french corporation (Public Limited Company) with capital of euros 1,384,380

RCS Nanterre 353 534 506

For the purposes of presenting the breakdown by country, sector, principal exposures and active strategies, equities and similar instruments relating to a single company (ADRs, GDRs, RSPs, rights, etc.) are grouped in order to form a single exposure for the said company.