

NAV per Share:	Class I	Class GP	Class P	Class Q	Class DC
	USD 58.60	USD 58.50	USD 90.44	USD 118.68	USD 102.32
	EUR 42.56	EUR 42.45	EUR 88.91		

FitchRatings

as at 31st May 2014:



MORNINGSTAR Rating™:

As at 31st May 2014



(Class I USD - Institutional USD)

Market and management comments

THE WORD OF THE MANAGER

Sentiment towards China seems to have taken a positive turn in the first half of the month. A few events triggered a wave of renewed optimism following a couple of gloomy months. These events included the release of surprisingly good trade numbers for the month of April, a strong rebound of the HSBC/Markit PMI for May, more and more cities relaxing home purchase restrictions to counterbalance a slump in new housing starts, and the signing of a large gas supply contract with Russia. We also hear more and more rumours about a possible cut in the Required Reserve Ratio of banks sometime over the summer to help the economy grow by at least 7% this year. The fight against corruption is not abating as literally every week senior officials and businessmen are arrested. Latest high profile case was the death sentence pronounced against a mining billionaire who was a close associate of Zhou Yongkang, the former Politburo Standing Committee member who was bribed by Petrochina. On the economy front, the most acute worry remains the real estate sector which recorded a 7.8% drop in sales and a 22% drop in new housing starts over the first four months of the year. Real estate is critical as it contributed 11.9% of China's GDP last year and probably close to 20% if we include the construction and other ancillary sectors. The government is dealing with this situation on several fronts. A recent trip to Chengdu in Sichuan province highlighted how much was needed on the social housing front to rebuild crumbling housing estates that are not older than 8 or 10 years old. This is how the Chinese government buffers the impact of the new housing start downturn on the construction sector. At the same time the relaxation of home purchase restrictions in more and more tier 2 and tier 3 cities is helping buyers obtain mortgage financing. The Central bank has issued official instructions to all banks to speed up their approval processes. In other words the government is helping buyers and construction companies, but is not doing anything for property developers. In May the chairman of listed property developer Greentown was forced to sell the control of his group to Sunac, a competitor. He publicly blamed the Chinese government for strangling the sector. Going forward, observers should expect cuts in property prices to accelerate the sale of inventory, more consolidation among listed property developers, and very likely a series of bankruptcies among unlisted ones. We believe it is a radical way of tackling the issue of oversupply that is well spread in lower tier cities. Banks will certainly see their level of non-performing loans increase, and that is also being taken care of by the Central bank with the recent approval given to commercial banks to issue preference shares to boost their capital adequacy ratios. On the reform front, ten provinces and city-provinces were given in May the green light to issue municipal bonds. Issuers will be standing on their own two feet, with no guarantee given by the central government. It means fiscal reform and rebalancing of tax revenues between central and provincial governments need to happen very soon if these new municipal bonds stand any chance to be repaid without local governments having to sell land. This is one of the most important reforms announced last November by President Xi.

MACRO ANALYSIS

As mentioned above, the HSBC Markit Flash PMI for May was the highlight of the month, rising from 48.0 in March to 48.1 in April and to 49.7 in May (vs an estimate at 48.3). New orders sub-PMI increased from 47.4 in April to 50.2 in May, and even more spectacular was the new export orders sub-PMI increasing from 48.9 to 52.7. Finished goods inventories shrunk, their sub-PMI going down from 50.7 to 48.8. In April exports from China to the rest of the world (excluding to Hong Kong and Taiwan to adjust for an anomaly last year) increased by 10.2% YoY. Imports increased by 0.8% in April vs a 11.3% drop recorded in March. Inflation dropped further from 2.4% in March to 1.8% in April, retail sales adjusted by inflation were stable at +10.9% YoY and industrial production was roughly stable at +8.7% in April vs +8.8% in March. On the monetary front, loan growth kept on slowing down as the government is tackling the credit bubble within the economy. Total social financing growth slowed from +16.2% in March to +15.7% in April, mainly driven by a sharp drop in new shadow banking credit, down 54.3% YoY, itself driven by a spectacular drop in new trust funds (the "poisonous" part of shadow banking), down 78.5% YoY at RMB41.7bn in April, the smallest amount since July 2012. Our readers may remember that new trust loans reached RMB431bn back in March 2013. Shadow banking represented 18% of total social financing in April, down from 28% in March. Alarmist articles published a year ago in the western press about shadow banking and trust funds have all but disappeared and replaced by alarmist articles about the real estate sector downturn.

THE FUND

LFP JKC China Value saw its NAV per share increase by 1.5% in May when the MSCI China Free index increased by 4.1% and the Russell China H Shares SMID Index increased by 0.8%. The cash position of the fund was 7.7% at the end of the month.

THE PORTFOLIO

The most important move we made in May was to significantly reduce the fund's exposure to property developers (Sunac, Kaisa and KWG) and to cement producers (Anhui Conch and CR Cement) as headwind is fast building up in the real estate sector. On the cement front, real estate only represents 26% of cement demand, the balance coming from infrastructure needs and rural demand. Nevertheless the slowdown in construction is starting to have an impact on demand for cement, prices and margins. We decided to sell our remaining position in automobile component manufacturer Minth and in textile producer Texhong a week before its Vietnamese factory and machinery got damaged by politically motivated riots against Chinese companies operating in Vietnam. We also sold our position in Pico Far East, an exhibition organiser we have owned for numerous years but that has become too illiquid for the fund to keep. On the other hand we added to pre-existing positions in Sihuan Pharmaceutical, Huaneng Power, Coolpad and Sunny Optical. The best performing stock over the month was on-line travel agent Ctrip, up 19%. Worst performer was Xinyi Glass, down 11%. We did not add any new name to the portfolio this month.

Performance summary (past 5 years unless specified otherwise)

Monthly return

1.5%

Return (3-month)

-10.2%

Return since inception

189.8%

Compound return (2-year annualized)

13.8%

Maximum cumulative gains

73.6%

Maximum cumulative losses

-32.4%

Maximum monthly gain

14.7%

Maximum monthly loss

-15.4%

% up months

66.7%

% down months

33.3%

Sharpe ratio (2-year annualized)

1.0

Risk summary

Standard deviation (2-year annualized)

14.3%

VAR % (monthly @ 95% confidence level)

6.8%

Alpha (%)

9.2

Beta

0.7

Top 5 stock holdings

24.0%

Top 10 stock holdings

43.5%

Top 20 stock holdings

71.0%

Total net cash position

7.7%

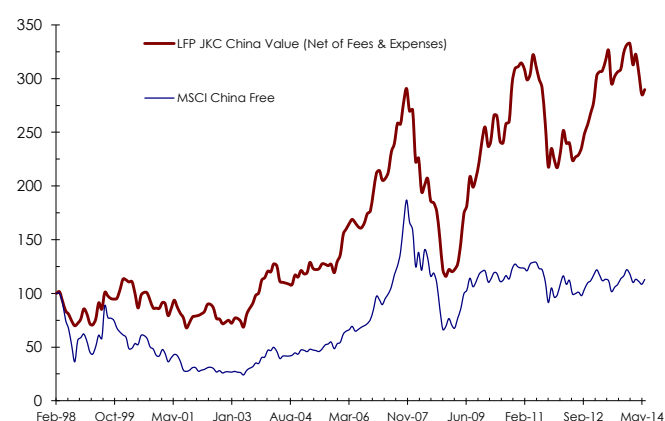
Top 10 holdings (as at 31st May 2014)

Name	Industry	
Haier Electronics Group Co	Household Appliances	5.5%
China Galaxy Securities Co-H	Investment Banking & Brokerage	4.7%
Xinyi Glass Holdings Ltd	Auto Parts & Equipment	4.7%
Shanghai Fosun Pharmaceuti-H	Pharmaceuticals	4.6%
Ju Teng International Hldgs	Electronic Manufacturing Servi	4.5%
Zte Corp-H	Communications Equipment	4.1%
Sihuan Pharmaceutical Hldgs	Pharmaceuticals	4.1%
China State Construction Int	Construction & Engineering	4.0%
Apt Satellite Holdings Ltd	Alternative Carriers	3.7%
Pacific Basin Shipping Ltd	Marine	3.6%

Monthly performances (%) net of fees

Year	2010	2011	2012	2013	2014
Jan	-7.1	-1.7	6.8	8.7	-5.9
Feb	1.9	-3.3	8.5	1.2	3.1
Mar	10.1	1.7	-4.7	0.3	-5.4
Apr	-0.2	6.0	0.1	3.1	-6.6
May	-8.9	-3.6	-6.7	2.9	1.5
Jun	-0.6	-3.7	1.3	-9.4	
Jul	7.5	-2.6	1.0	2.2	
Aug	0.7	-11.7	2.9	1.3	
Sep	13.8	-15.4	5.4	0.8	
Oct	4.6	7.8	3.5	5.1	
Nov	0.6	-4.6	4.1	2.1	
Dec	1.1	-3.1	4.0	0.4	
Year	23.4	-31.0	28.2	19.4	-12.9

Cumulative performance (since inception - Class GP USD)



Fund's AUM: USD 195.8 million
China strategy AUM: USD 331.7 million

Fund description and manager's strategy

LFP JKC China Value is an absolute return equity fund that invests exclusively in value stocks, i.e. companies trading at low PE ratios, low PE to Growth ratios, low Enterprise Value to EBITDA ratio and attractive Price to Book ratios, low (and often negative) net gearing ratios and high dividend payouts. Companies all operate out of China and are listed on the Hong Kong stock exchange. The fund uses active cash management to minimize volatility. The fund focuses on companies that often fall out of the radar screen of sell-side analysts.

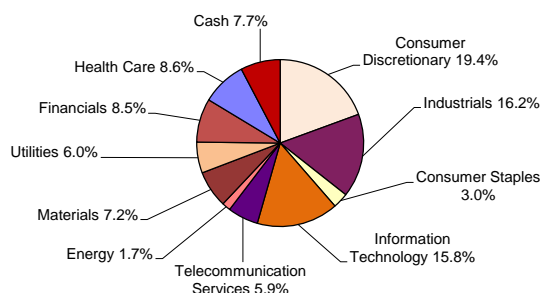
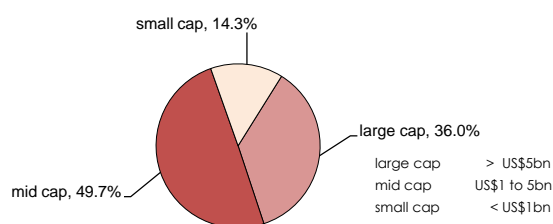
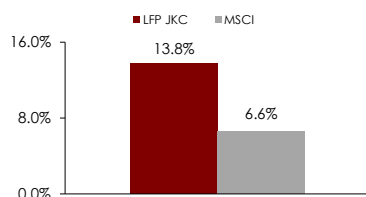
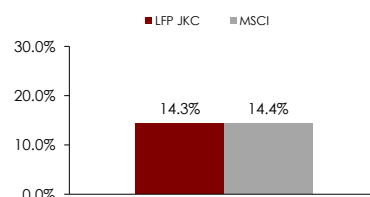
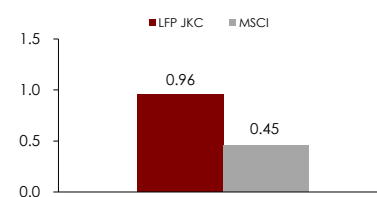
Risk management

Risk is assessed and monitored on a permanent basis by JK Capital Management and Degroof Gestion Institutionnelle-Luxembourg.
Valuation of the portfolio is performed independently by Banque Degroof Luxembourg.

Currency hedging

Euro-denominated shares in the fund are hedged against fluctuations in the Euro/USD exchange rate to give the opportunity to Euro-based investors to avoid any unwanted currency risk exposure. As a result, performances of Euro and USD classes of shares are very similar (however not identical due to the cost of hedging and to tracking errors) whatever the volatility of the Euro/USD exchange rate.

Hedging is implemented by Degroof Gestion Institutionnelle-Luxembourg, the risk manager of the fund, using monthly forward EUR/USD contracts, daily checks and adjustments and using a tracking error objective, calculated over a period of 52 weeks and accounting for new subscriptions or share sale, of 0.8%.

Industry breakdown**Market capitalisation breakdown****Compound return over past 2 years****Standard deviation over past 2 years****Sharpe ratio over past 2 years****Contact details**

JK CAPITAL MANAGEMENT LTD.

Address Suite 1101 Chinachem Tower, 34-37 Connaught Road Central, Hong Kong

Telephone: +852 2523 8020 | Fax: +852 2523 4142 | Email: info@jkcapitalmanagement.com

An affiliate of

LA FRANÇAISE AM

www.jkcapitalmanagement.com

© 2014 Morningstar Research Inc. All Rights Reserved. The information contained herein: (1) is proprietary to Morningstar; (2) may not be copied or distributed; and (3) is not warranted to be accurate, complete or timely. Neither Morningstar nor its content providers are responsible for any damages or losses arising from any use of this information. Past performance is no guarantee of future results.
Copyright © 2014 by Fitch, Inc., Fitch Ratings Ltd. and its subsidiaries. All rights reserved. A report providing a Fitch Rating is neither a prospectus nor a substitute for the information assembled, verified and presented to investors by the fund advisor and its agents in connection with the distribution of the fund. Investors should review the prospectus and/or legal information, which Fitch understands includes, inter alia, the jurisdictions in which the fund is registered for sale.

The information contained herein is issued by JK Capital Management Limited. To the best of its knowledge and belief, JK Capital Management Limited considers the information contained herein is accurate as at the date of publication. However, no warranty is given on the accuracy, adequacy or completeness of the information. Neither JK Capital Management Limited, nor its affiliates, directors and employees assumes any liabilities (including any third party liability) in respect of any errors or omissions on this report. Under no circumstances should this information or any part of it be copied, reproduced or redistributed.
The price of units or shares of funds and the income from them may go down as well as up and any past performance figures are not indicative of future performance. (c) Copyright JK Capital Management Limited 2014

Portfolio valuation

2014 (e) PE	11.1
2014 (e) Profit Growth	27.7%
PE to Growth	0.40
Dividend Yield (ex-cash)	1.9%

Portfolio breakdown

Equities	92.3%
Cash	7.7%
Number of holdings	33

LFP JKC China Value - Product features

Portfolio Manager	Fabrice Jacob
Launch Date	February 1998
Reference Index	MSCI China Free ("MSCI")
Investment Manager	JK Capital Management Limited based in Hong Kong
Entry/Exit	Daily
Management Fees	1.5% per annum (0.75% for Class Q, 2.2% for Class P) plus performance incentive of 15% (7.5% for Class Q) subject to high-water mark
Management company	La Française AM International
Custodian	Banque Degroof Luxembourg
Administrator	Banque Degroof Luxembourg
Auditor	KPMG
Tranches	Class I EUR- Institutional EUR Class I USD- Institutional USD Class GP EUR- Private Banking EUR Class GP USD- Private Banking USD Class P EUR- Retail EUR Class P USD- Retail USD
Minimum investments	Class I- EUR 150,000/USD 200,000 Class GP- EUR 5,000/USD 6,000 Class P- EUR 500/USD 500 Class Q - USD 20m SICAV-UCITS IV
Legal Structure	Luxembourg
Domicile	Luxembourg
Listed on the Luxembourg Stock Exchange	

Comparison with reference index

	LFP JKC	MSCI
May 2014	1.5%	4.1%
3 months	-10.2%	-0.2%
YTD 2014	-12.9%	-4.2%
2013	19.4%	0.7%
2012	28.2%	18.7%
3 Years	-6.8%	-12.3%
Since inception	189.8%	12.9%
Compound return over past 2 years	13.8%	6.6%
Sharpe ratio over past 2 years	1.0	0.5
Sortino ratio over past 2 years	0.6	0.4
Information ratio over past 2 years	0.7	
Standard deviation over past 2 years	14.3%	14.4%

Fund's Identification Codes:

Bloomberg ticker	JKCCHIN LX Equity
ISIN code Class I EUR Institutional	LU0547182096
ISIN code Class I USD Institutional	LU0438073230
ISIN code Class GP EUR Private Banking	LU0421713362
ISIN code Class GP USD Private Banking	LU0415808285
ISIN code Class P EUR Retail	LU0611873836
ISIN code Class P USD Retail	LU0611873919
ISIN code Class Q USD	LU0724637227

This document is marketing information. The elements contained in this document have been prepared solely for the purpose of information and do not constitute an offer, or any invitation, to buy or sell any financial instrument or to participate in any trading strategy. While particular attention was paid to the content of this document, no guarantee, warranty or representation, express or implied, is given as to the accuracy, correctness or completeness thereof.

Please note that the value of investments may rise or fall and that past performance results are no indication of future results. Investors may not receive the amounts invested upon redemption. Investments in foreign currencies may generate a currency risk, and the return in any reference currency may increase or decrease as a result of currency fluctuations. The fund is exposed to several types of risks which are listed in the fund's KIID.

The fund is a UCITS (Undertakings for Collective Investment in Transferable Securities).

Source for performance figures: JK Capital Management Ltd, Bloomberg. Issuance and redemption commissions and taxation on capital gains, if any, are not included in the performance figures. Figures presented are for the GP USD share class (LU0415808285) and are based on net performance, ie after deduction of management fees and performance fees. Performance may differ for other share classes.

The issuer of this document is JK Capital Management Ltd, a Hong Kong Limited Company, located at Suite 1101, Chinachem Tower, 34-37 Connaught Road Central, Hong Kong, Phone: +852 2523 8020 – Fax: +852 2523 4142. JK Capital Management Ltd is regulated by the SFC as an investment management company with registration number AEP547. This presentation must not be copied, reproduced, distributed or passed on to any person at any time without the prior consent of JK Capital Management Ltd.

The tax treatment of the fund depends on the personal circumstances of each client and can be subject to future changes. You should consult your financial advisor before investing.

The fund may not be offered, sold or delivered within the United States. This product may be subject to restrictions with regard to certain persons or in certain countries under national regulations applicable to such persons or countries. Notably, this presentation is exclusively intended for persons who are not US persons, as such term is defined in regulations of the US Securities Act of 1933, as amended (the Securities Act) and who are not physically present in the United States.

For more detailed information on the investment fund, please refer to the prospectus and the Key Investor Information Document ("KIID") which should be read before any investment. In relation to the investment fund and share classes mentioned in this document, the latest prospectus, the KIID and the annual and semi-annual reports have been published containing all the necessary information about the product, the costs and the risks attached to any investment. The latest versions are available at www.jkcapitalmanagement.com or www.lafrancaisegroup.com or upon request to either JK Capital Management Ltd, Suite 1101, Chinachem Tower, 34-37 Connaught Road Central, Hong Kong, contact: info@jkcapitalmanagement.com; or La Française AM, 173 boulevard Haussmann, 75008 Paris – France, contact: valeurmobilieres@lafrancaise-group.com. Do not take unnecessary risks.

The distribution and the offering of funds in certain jurisdictions may be restricted by law. Persons into whose possession of this document may come are required to inform themselves about and to comply with any relevant restrictions.

For Switzerland

Funds authorized by the Swiss Financial Market Supervisory Authority (FINMA) for public distribution in Switzerland: for interested parties, fund regulations or the articles of incorporation, the key investor information document (KIID) and the full prospectus, in their current versions, as well as the annual and semi-annual reports are provided free of charge at the representative office in Switzerland (ACOLIN Fund Services AG, Stadelhoferstrasse 18, CH- 8001 Zurich, www.acolin.ch). Paying agent in Switzerland is NPB Neue Privat Bank AG, Limmatquai 1, 8022 Zurich.

Funds NOT authorized by the Swiss Financial Market Supervisory Authority FINMA for public distribution in Switzerland: This document is for information and marketing purposes only and does not constitute an offer to sell or solicitation of an offer to buy the described products. This document may not be publicly disclosed, directly or indirectly, in any manner whatsoever and you have received this document in your capacity as a "qualified investor" only, for your personal use, and you are prohibited from transferring this message or its content to any other person, from saving, publishing, copying or replicating it. Should you not be a qualified investor or not consider yourself as one (FINMA circular no. 2008-08 of November 20, 2008), you are kindly requested to disregard this document. No person, including ACOLIN Fund Services AG, has been authorized to give any information or to make representations other than those contained in this document and, if given or made, such other information or representations must not be relied upon as having been authorized by JK Capital Management Limited.

For Finland

Funds registered in Finland have been authorized for public distribution in Finland by the Financial Supervisory Authority (FIN-FSA).

In relation to the investment fund and share classes mentioned in this document, the latest prospectus, the KIID and the annual and semi-annual reports (whose latest versions are available on www.jkcapitalmanagement.com or www.lafrancaise-group.com) have been published containing all the necessary information about the product, the costs and the risks which may occur. Do not take unnecessary risk.

For Germany

Funds registered in Germany have been authorized for public distribution in Germany by the Federal Financial Supervisory Authority (BaFin).

In relation to the investment fund and share classes mentioned in this document, the latest prospectus, the KIID and the annual and semi-annual reports (whose latest versions are available on www.jkcapitalmanagement.com or www.lafrancaise-group.com or upon request to info@jkcapitalmanagement.com or contact: valeurmobilieres@lafrancaise-group.com) have been published containing all the necessary information about the product, the costs and the risks which may occur. Do not take unnecessary risk.

For Luxembourg

Funds registered in Luxembourg have been authorized for public distribution in Luxembourg by the Commission de Surveillance du Secteur Financier ("CSSF").

In relation to the investment fund and share classes mentioned in this document, the latest prospectus, the KIID and the annual and semi-annual reports (whose latest versions are available on www.jkcapitalmanagement.com or www.lafrancaise-group.com or upon request to info@jkcapitalmanagement.com or contact: valeurmobilieres@lafrancaise-group.com) have been published containing all the necessary information about the product, the costs and the risks which may occur. Do not take unnecessary risk.

For Sweden

Funds registered in Sweden have been authorized for public distribution in Sweden by the Swedish Financial Supervisory Authority (Fiansinspektionen).

In relation to the investment fund and share classes mentioned in this document, the latest prospectus, the KIID and the annual and semi-annual reports (whose latest versions are available on www.jkcapitalmanagement.com or www.lafrancaise-group.com or www.morningstar.se or from our Paying Agent SKANDINAVISKA ENSKILDA BANKEN AB Sergels Torg 2, SE-106 40 Stockholm, Sweden) have been published containing all the necessary information about the product, the costs and the risks which may occur. Do not take unnecessary risk.

For Italy

Funds registered in Italy have been authorized for public distribution in Italy by the Commissione Nazionale per le Società e la Borsa (CONSOB).

In relation to the investment fund and share classes mentioned in this document, the latest prospectus, the KIID and the annual and semi-annual reports (whose latest versions are available on www.jkcapitalmanagement.com or www.lafrancaise-group.com, or www.fundinfo.com or from our Paying Agent BNP PARIBAS Securities Services, Via Ansperto no. 5 20123 Milan, Italy) have been published containing all the necessary information about the product, the costs and the risks which may occur. Do not take unnecessary risk.

For Spain

Funds registered in Spain have been authorized for public distribution in Spain by the Comision Nacional del Mercado de valores (CNMV)

In relation to the investment fund and share classes mentioned in this document, the latest prospectus, the KIID and the annual and semi-annual reports (whose latest versions are available on www.jkcapitalmanagement.com or www.lafrancaise-group.com or can be obtained from Allfunds Bank SA Calle Estafeta 6- Complejo Plaza de la Fuente, Edificio 3, La Moraleja, Spain) have been published containing all the necessary information about the product, the costs and the risks which may occur. Do not take unnecessary risk.