

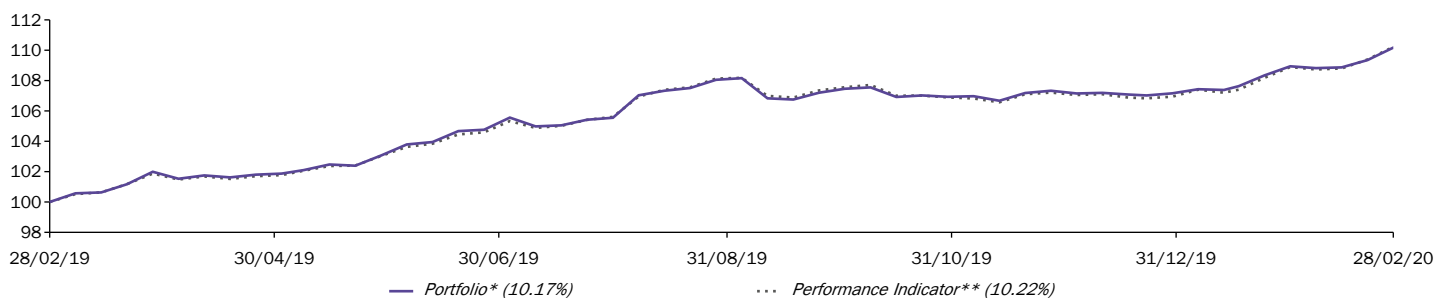
## FIXED INCOME

AXA WF Global Sustainable  
Aggregate I (H) USD

## Key figures (in USD)

<b>Total assets under management (in million - EUR)</b>	<b>420.27</b>	<b>Current NAV (A)</b>	<b>182.47</b>
Dividend (net Amount)	<b>1.46</b>	12 month NAV price High	182.47
Ex-Dividend Date	<b>30/12/19</b>	12 month NAV price Low	165.16
		<b>Current NAV (I)</b>	<b>113.34</b>
		12 month NAV price High	113.34
		12 month NAV price Low	104.06

## Performance evolution (in USD)



Data is rebased to 100 by AXA IM on the graph start date.

## Cumulative performance

	1 M.	3 M.	YTD	1 Y.	3 Y.	5 Y.	8 Y.	Launch
Portfolio*	1.14%	2.71%	2.83%	10.17%	14.98%	20.27%	30.08%	82.16%
Performance Indicator**	1.22%	2.84%	3.09%	10.22%	16.37%	21.30%	31.66%	93.42%

## Annualized performance

	1 Y.	3 Y.	5 Y.	8 Y.	Launch
Portfolio*	10.17%	4.76%	3.76%	3.34%	4.26%
Performance Indicator**	10.22%	5.18%	3.93%	3.50%	4.69%

## Annual performance

	2019	2018	2017	2016	2015	2014	2013
Portfolio*	8.12%	1.19%	2.94%	4.45%	0.84%	6.09%	-2.23%
Performance Indicator**	8.17%	1.77%	3.02%	3.96%	1.04%	7.64%	-3.01%

The figures provided relate to previous months or years and past performance is not a reliable indicator as to future performance.

## Risk analysis

	1 Y.	3 Y.	5 Y.	Launch
<b>Annualized volatility</b>				
Portfolio*	2.99%	2.49%	2.59%	4.67%
Performance Indicator**	2.86%	2.59%	2.72%	4.69%
<b>Relative risk ('Tracking Error')</b>	0.54%	0.52%	0.73%	0.85%
<b>Sharpe ratio</b>	2.88	1.42	1.20	0.70
<b>Information ratio</b>	1.10	0.35	0.56	0.14

\* 1st NAV date: 12/10/2005

\*\* Performance indicator : Please refer to the Benchmark section in the characteristics/disclaimers part of the document.

Source(s): AXA Investment Managers as at 28/02/2020  
Editor: AXA Investment Managers Paris

## AXA WF Global Sustainable Aggregate I (H) USD

## Portfolio analysis

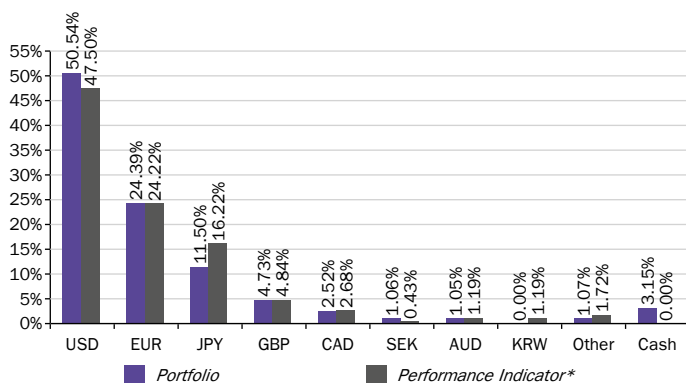
## Fund indicators

	Portfolio	Performance Indicator*
Cash	3.15%	-
Number of Holdings	501	24408
Number of Issuers	287	2177
Linear Average Rating	A	A+
Exponential Average Rating	A-	A

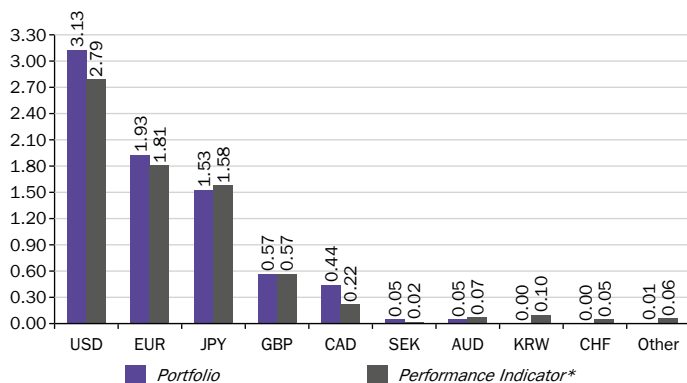
## Fund indicators

	Portfolio	Performance Indicator*
Average Life	9.38	8.98
Effective Duration	7.72	7.29
Spread duration	3.02	2.35
Average Coupon	2.71%	2.40%
Yield To Worst	1.20	0.96

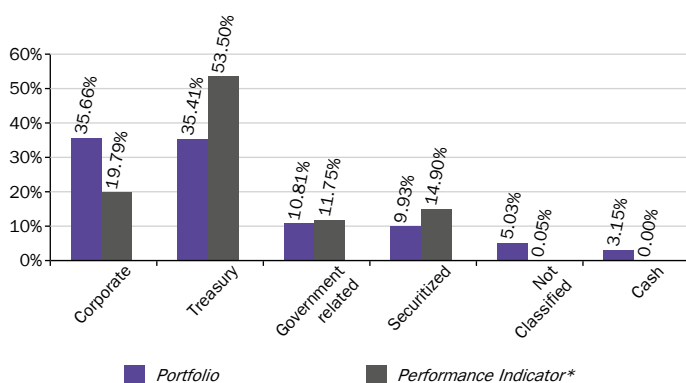
## Currency breakdown



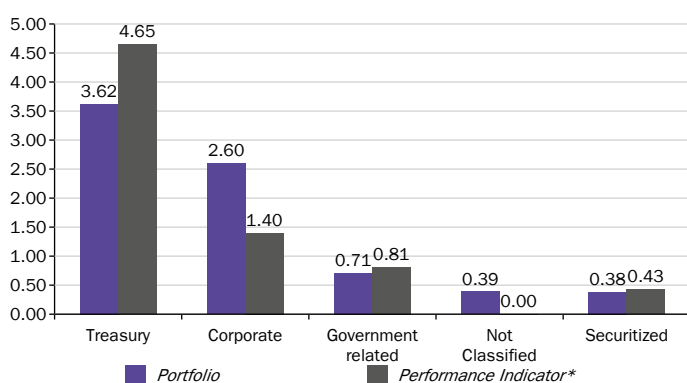
## Contribution to duration by currency



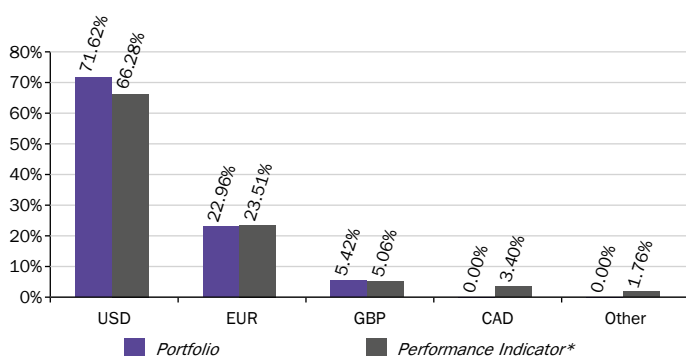
## Asset class breakdown



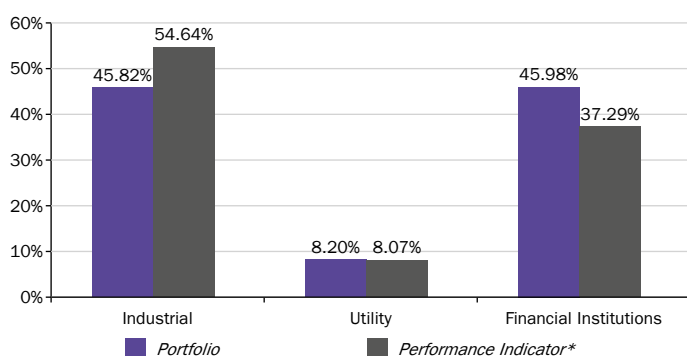
## Contribution to duration by asset class



## Credit breakdown by currency



## Credit breakdown by sector



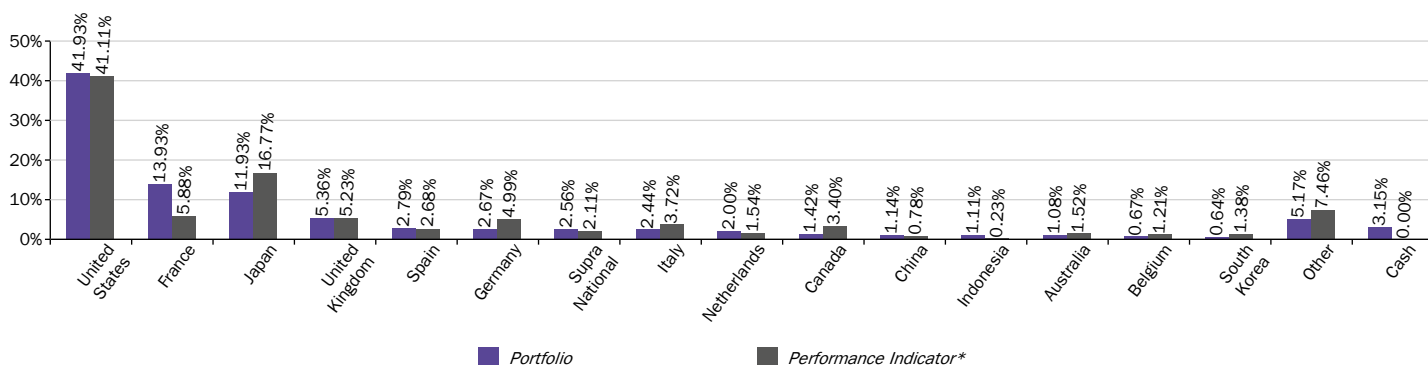
\* Performance indicator : Please refer to the Benchmark section in the characteristics/disclaimers part of the document.

Source(s): AXA Investment Managers as at 28/02/2020

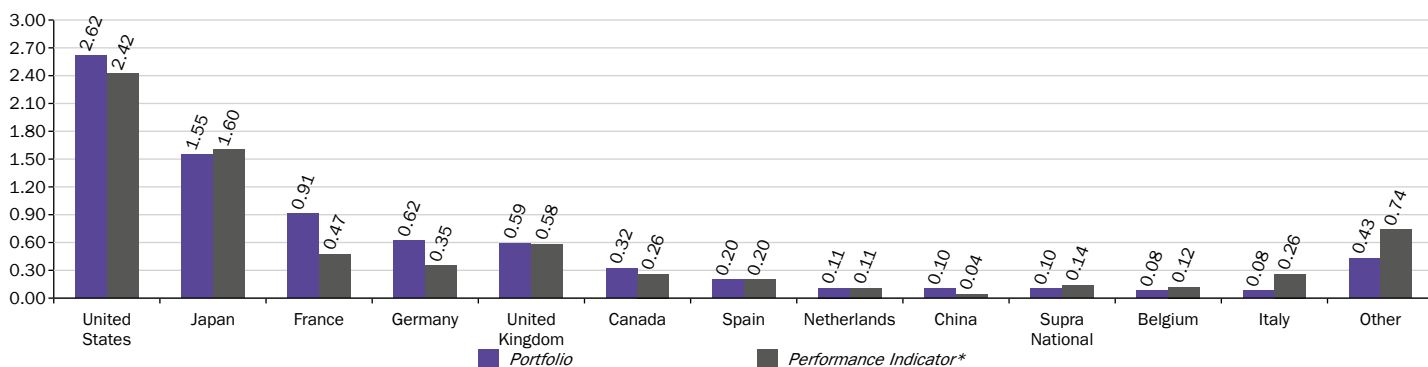
## AXA WF Global Sustainable Aggregate I (H) USD

## Portfolio analysis

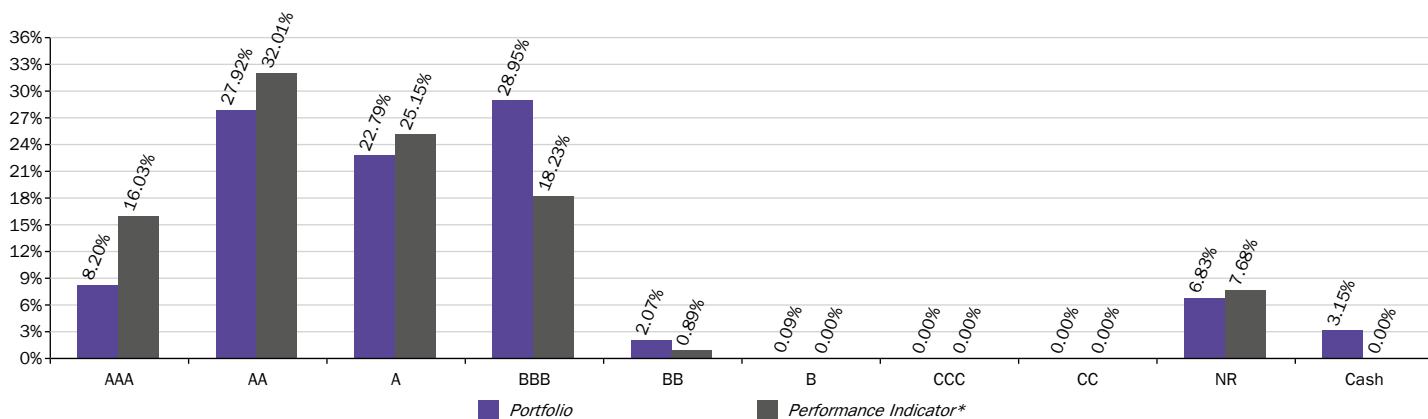
## Country Breakdown



## Contribution to duration by country



## Rating breakdown



\* Performance indicator : Please refer to the Benchmark section in the characteristics/disclaimers part of the document.

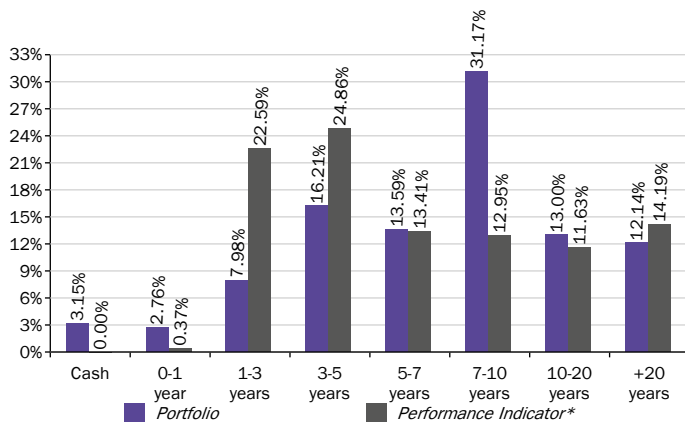
Source(s): AXA Investment Managers as at 28/02/2020

## FIXED INCOME

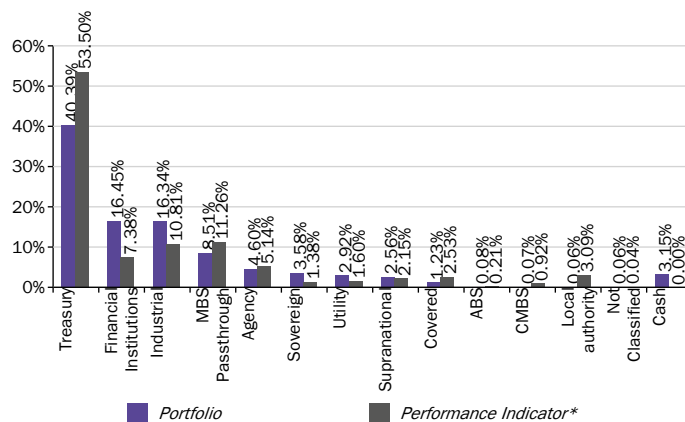
## AXA WF Global Sustainable Aggregate I (H) USD

## Portfolio analysis

## Maturity breakdown



## Sector breakdown



## Contribution to duration by currency and maturity

		0-1 year	1-3 years	3-5 years	5-7 years	7-10 years	10-20 years	+20 years	Total
Portfolio	USD	0.00	0.20	0.46	0.42	0.46	0.29	1.31	3.13
Performance Indicator*	USD	0.00	0.22	0.45	0.32	0.34	0.25	1.21	2.79
Portfolio	EUR	0.01	0.08	0.18	0.14	0.81	0.20	0.51	1.93
Performance Indicator*	EUR	0.00	0.10	0.19	0.22	0.32	0.45	0.52	1.81
Portfolio	JPY	0.00		0.14	0.02	0.54	0.55	0.28	1.53
Performance Indicator*	JPY	0.00	0.06	0.10	0.10	0.20	0.53	0.60	1.58
Portfolio	GBP	0.00	0.01	0.01	0.03	0.06	0.12	0.34	0.57
Performance Indicator*	GBP		0.01	0.02	0.03	0.04	0.12	0.35	0.57
Portfolio	CAD	0.00	0.01	0.01	0.02	0.35	0.06		0.44
Performance Indicator*	CAD	0.00	0.01	0.02	0.01	0.02	0.04	0.12	0.22
Portfolio	SEK	0.00			0.05				0.05
Performance Indicator*	SEK		0.00	0.01	0.00	0.00	0.00		0.02
Portfolio	AUD	0.00				0.04			0.05
Performance Indicator*	AUD		0.00	0.01	0.01	0.03	0.02	0.01	0.07
Portfolio	MXN	0.00	0.01						0.01
Performance Indicator*	MXN		0.00	0.00	0.00	0.00	0.00	0.00	0.02
Portfolio	PLN	0.00							0.00
Performance Indicator*	PLN		0.00	0.00	0.00	0.00		0.00	0.01
Portfolio	NZD	0.00							0.00
Performance Indicator*	NZD		0.00	0.00	0.00	0.00	0.00		0.01
Portfolio	NOK								0.01
Performance Indicator*	NOK		0.00	0.00	0.00	0.00	0.00		0.01
Portfolio	KRW								0.10
Performance Indicator*	KRW		0.01	0.01	0.01	0.01	0.02	0.05	0.10
Portfolio	HUF								0.00
Performance Indicator*	HUF		0.00	0.00	0.00	0.00	0.00		0.00
Portfolio	DKK								0.02
Performance Indicator*	DKK		0.00	0.00	0.00	0.00	0.01		0.02
Portfolio	CZK								0.01
Performance Indicator*	CZK		0.00	0.00	0.00	0.00	0.00	0.00	0.01
Portfolio	CHF								0.05
Performance Indicator*	CHF		0.00	0.00	0.00	0.01	0.02	0.01	0.05
Portfolio	Total	0.02	0.31	0.80	0.68	2.26	1.21	2.44	7.71
Performance Indicator*	Total	0.00	0.42	0.82	0.72	1.00	1.46	2.86	7.29

\* Performance indicator : Please refer to the Benchmark section in the characteristics/disclaimers part of the document.

Source(s): AXA Investment Managers as at 28/02/2020

**AXA WF Global Sustainable Aggregate I (H) USD****Portfolio analysis****Main holdings**

Name	Weighting	Issuer country	Modified duration	Contribution**
US Treasury Note 4.5% 02/15/2036	5.42%	United States	12.3	0.67
US Treasury Note 1.75% 11/15/2029	4.95%	United States	8.9	0.44
Japan (Government of) 2.3% 12/20/2035	4.09%	Japan	13.7	0.56
Japan Government Five Year Bond 0.1% 06/20/2024	3.44%	Japan	4.3	0.15
Japan Government Ten Year Bond 0.1% 09/20/2029	2.99%	Japan	9.5	0.28
France Government Bond OAT 0.5% 05/25/2029	2.66%	France	9.0	0.24
US Treasury Note 3.375% 11/15/2048	2.36%	United States	20.0	0.47
Spain Government Bond 1.4% 07/30/2028	1.70%	Spain	8.0	0.13
China Govt International Bond 2.125% 12/03/2029	1.18%	China	8.8	0.10
Indonesia (Republic of) 3.5% 01/11/2028	1.15%	Indonesia	6.9	0.08

\*\*Contribution to portfolio risk (%)

\* Performance indicator : Please refer to the Benchmark section in the characteristics/disclaimers part of the document.

Source(s): AXA Investment Managers as at 28/02/2020

# AXA WF Global Sustainable Aggregate I (H) USD

## Objective and investment strategy

The Sub-Fund seeks to achieve a mix of income and capital growth by investing essentially in investment grade government or corporate debt securities over a medium term period.

The Share Class aims at hedging the foreign exchange risk resulting from the divergence between the reference currency of the Sub-Fund and the currency of this Share Class by using derivatives instruments whilst retaining the exposure to Investment Policy of the Sub-Fund.

## Performance Indicator

100% Bloomberg Barclays Global Aggregate OECD Currency Hedged USD from 28/03/13

The Fund doesn't have a benchmark. The performance indicator is provided for comparison purposes only.

## Risk characteristics

**Recommended Investment Time Horizon :** This Sub-Fund may not be suitable for investors who plan to withdraw their contribution within 3 years.

Lower risk ← Higher risk  
Potentially lower reward Potentially higher reward

1	2	3	4	5	6	7
---	---	---	---	---	---	---

The risk category is calculated using historical performance data and may not be a reliable indicator of the Sub-Fund's future risk profile.

The risk category shown is not guaranteed and may shift over time. The lowest category does not mean risk free.

### Why is this Sub-Fund in this category?

The capital of the Sub-Fund is not guaranteed. The Sub-Fund is invested in financial markets and uses techniques and instruments which are subject to some levels of variation, which may result in gains or losses.

### Significant risks not taken account by the risk indicator

Counterparty Risk: Risk of bankruptcy, insolvency, or payment or delivery failure of any of the Sub-Fund's counterparties, leading to a payment or delivery default. Liquidity Risk: risk of low liquidity level in certain market conditions that might lead the Sub-Fund to face difficulties valuing, purchasing or selling all/part of its assets and resulting in potential impact on its net asset value. Credit Risk: Risk that issuers of debt securities held in the Sub-Fund may default on their obligations or have their credit rating downgraded, resulting in a decrease in the Net Asset Value. Impact of any techniques such as derivatives: Certain management strategies involve specific risks, such as liquidity risk, credit risk, counterparty risk, legal risk, valuation risk, operational risk and risks related to the underlying assets. The use of such strategies may also involve leverage, which may increase the effect of market movements on the Sub-Fund and may result in significant risk of losses.

## General characteristics

Legal form	SICAV
Legal country	Luxembourg
Launch date	01/04/88
Fund currency	EUR
Shareclass currency	USD
Valuation	Daily
Share type	Accumulation / Income
ISIN code C / D	LU0184634235 / LU0266009017
Ongoing charges	0.58%
Financial management fee*	0.4%
Maximum management fees	0.4%
Minimum initial subscription	5 000 000 USD
Minimum subsequent subscription	1 000 000 USD
Management company	AXA Funds Management SA (Luxembourg)
(Sub) Financial delegation	AXA IM Paris
Delegation of account administration	State Street Bank Luxembourg S.C.A
Custodian	State Street Bank Luxembourg S.C.A

\*The fund may incur other costs, fees and administrative expenses (see prospectus).

## Subscription / Redemption

The subscription, conversion or redemption orders must be received by the Registrar and Transfer Agent on any Valuation Day no later than 3 p.m. Luxembourg time. Orders will be processed at the Net Asset Value applicable to such Valuation Day. The investor's attention is drawn to the existence of potential additional processing time due to the possible involvement of intermediaries such as Financial Advisers or distributors. The Net Asset Value of this Sub-Fund is calculated on a daily basis.

Minimum initial investment: 5,000,000 euros or the equivalent in the relevant currency of the relevant Share class.

Minimum subsequent investment: 1,000,000 euros or the equivalent in the relevant currency of the relevant Share class.

## Disclaimers

Performance calculations are net of management or distribution fees.

Risk Ratios are calculated from gross performances. The ratings shown are those applicable at the time of publication of the document and not at the portfolio closing date. A change in rating between these two dates could therefore suggest that the rating conditions of the portfolio have not been complied with, even though the securities concerned could have been sold in the interim. If you have any questions on this subject, please contact your usual sales representative.

In the case where the currency of investment is different from the Fund's reference currency the gains are capable of varying considerably due to the fluctuations of the exchange rate.

## AXA WF Global Sustainable Aggregate I (H) USD

The product discussed in this document may not be registered nor available in your jurisdiction. Please check the countries of registration with the asset manager, or on the web site <https://www.axa-im.com/en/registration-map>, where a fund registration map is available. In particular, units of the fund may not be offered, sold or delivered to U.S. Persons within the meaning of Regulation S of the U.S. Securities Act of 1933. The tax treatment relating to the holding, acquisition or disposal of shares or units in the fund depends on each investor's tax status or treatment and may be subject to change. Any potential investor is strongly encouraged to seek advice from its own tax advisors.

Depending on the investment strategy used the information contained herein may be more detailed than the information disclosed in the prospectus. Any such information (i) does not constitute a representation or undertaking on the part of the investment manager; (ii) is subjective and (iii) may be modified at any time within the limits provided in the fund prospectus.

This document is for informational purposes only and does not constitute, on AXA Investment Managers Paris part, an offer to buy or sell or a solicitation or investment advice. Due to its simplification, this document is partial and the information can be subjective. AXA Investment Managers Paris may but shall not be obligated to update or otherwise revise this document without any prior notice. All information in this document is established on the accounting information or on market data basis. All accounting information is un-audited. AXA IM and/or its affiliates may receive or pay fees or rebates in relation to the Mutual Fund or investment vehicle. AXA Investment Managers Paris disclaims any and all liability relating to a decision based on or for reliance on this document. The most recent prospectus is available to all investors and must be read prior subscription and the decision whether to invest or not must be based on the information contained in the prospectus.

AXA Investment Managers Paris, a company incorporated under the laws of France, having its registered office located at Tour Majunga, 6, Place de la Pyramide 92908 Paris - La Défense cedex – France, registered with the Nanterre Trade and Companies Register under number 353 534 506, a Portfolio Management Company, holder of COB approval no. GP 92-08, issued on 7 April 1992.

AXA Funds Management, a société anonyme organized under the laws of Luxembourg with the Luxembourg Register Number B 32 223RC, and whose registered office is located at 49, Avenue J.F. Kennedy L-1885 Luxembourg

AXA WORLD FUNDS 's registered office is 49, avenue J.F Kennedy L-1885 Luxembourg. The Company is registered under the number B. 63.116 at the "Registre de Commerce et des Sociétés" The Company is a Luxembourg SICAV UCITS IV approved by the CSSF.

**Depending on the recipient's respective jurisdiction or region, the following additional disclosures may apply:**

**For Chilean Investors:** The funds, strategies, services and related information discussed herein are not registered in the Republic of Chile. Nothing in this document should be construed as a public offer of, or invitation to subscribe for or purchase any shares/units, strategies or services in the Republic of Chile.

**For Peruvian Investors:** AXA Investment Managers is not licensed and it is not legally required to be licensed by the Peruvian Securities Regulator

(Superintendencia del Mercado de Valores – SMV) for these activities. Consequently, the Peruvian Securities Regulator does not exercise any kind of supervision regarding this fund, strategy and/or service; and, the information furnished to the investors and the rest of the services rendered by AXA Investment Managers are subject to its exclusive responsibility. In Peru, this document is only for the exclusive use of persons or entities qualifying as "Inversionistas Institucionales" under Peruvian Law. This document is not for public distribution.

AXA Investment Managers no tiene y no está legalmente obligada a tener una autorización por parte de la Superintendencia del Mercado de Valores para estas actividades. En consecuencia, la Superintendencia del Mercado de Valores no ejerce ningún tipo de supervisión sobre el fondo, la estrategia, y/o los servicios; y la información proporcionada a los inversionistas y los demás servicios que les presta son de exclusiva responsabilidad de AXA Investment Managers. En el Perú, este documento es para el uso exclusivo de personas o entidades que califiquen como "Inversionistas Institucionales" bajo las leyes peruanas. Este documento no es para distribución al público.

**For US Investors:** This material is not directed at, nor is it available for distribution to U.S. investors or any persons in any jurisdictions in which the AXA Investment Managers, Inc. or its affiliates are prohibited by law from making this information available. No representation is made that any of the services, securities or investment funds referred to herein are suitable for any particular investor.

### For your information

Fin. Info.

Bloomberg AXWGIUS LX

Regulatory documents are available on demand

AXA Investment Managers Paris  
a company incorporated under the laws of France, having its registered office located at  
Tour Majunga  
6, Place de la Pyramide  
92908 Paris - La Défense cedex – France  
a Portfolio Management Company, holder of AMF approval no. GP 92-08, issued on 7 April 1992,  
A french corporation (Public Limited Company) with capital of euros 1,384,380  
RCS Nanterre 353 534 506