

Allianz Strategy 50 - PT - USD

Mixed fund with a balanced share of equities and bonds

Investment Objective

The fund invests to a variable extent in international equity markets and in the market for euro bonds. Applying a quantitative approach, fund management lowers the investment in stocks in phases of high market volatility and raises it in phases of low volatility. Overall, it strives to achieve a return that is comparable to the return of a mixed portfolio investing 50% in international stocks and 50% in medium-term euro bonds.

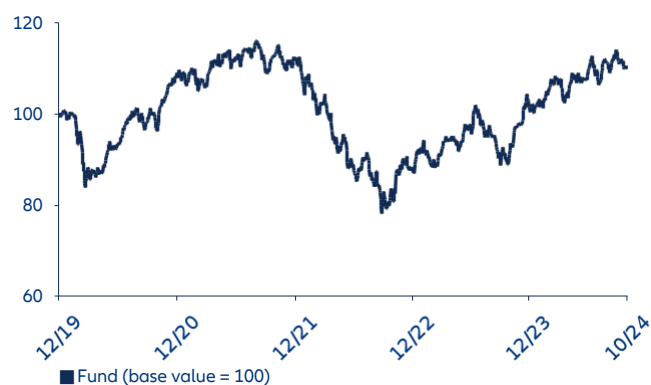


Fund Manager

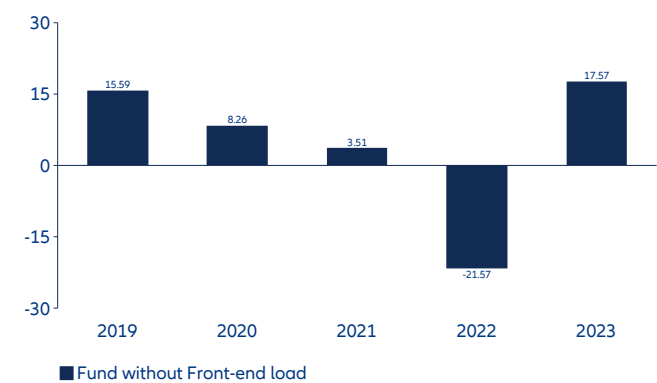
Cordula Bauss
(since 06/01/2018)

Performance

Since Inception ¹



Performance History (%) ¹



Performance History (%) ¹

	YTD	1M	3M	6M	1Y ²	3Y ²	3Y p.a. ²	5Y ²	5Y p.a. ²	S. Inc. ²	S. Inc. p.a. ²
Fund	6.33	-3.56	0.26	4.96	21.78	-2.72	-0.91	13.75	2.61	231.91	5.63

Key Information

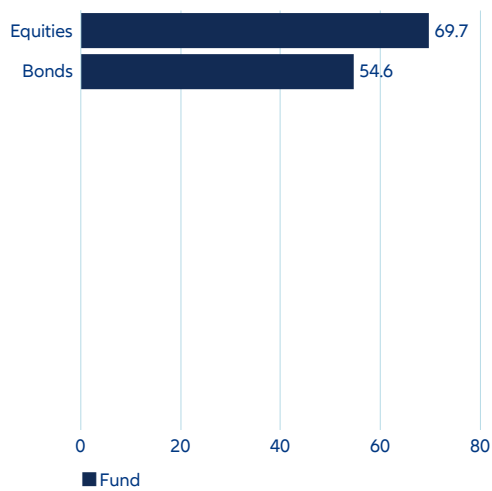
ISIN / German security no.	LU1250163752 / A14 VR7
Bloomberg Ticker / Reuters Ticker	ALS50PU LX / ALLIANZGI01
Benchmark ³	No Benchmark
EU SFDR Category	Article 6
Management company	Allianz Global Investors GmbH, Luxembourg
Investment manager	Allianz Global Investors GmbH
Custodian bank	State Street Bank International GmbH - Luxembourg branch
Launch date	08/20/2015
Net assets	2,639.29 mn. EUR
Share class volume	23.24 mn. USD
Financial year end	9/30/
Accumulation on 12/31/2017	2.591 USD
Min. investment (prospectus)	3,000,000 USD
Registered for sale in	AT, CH, CY, DE, FR, LU, NL
Number of Holdings	296

Risk/ Return Ratios ¹

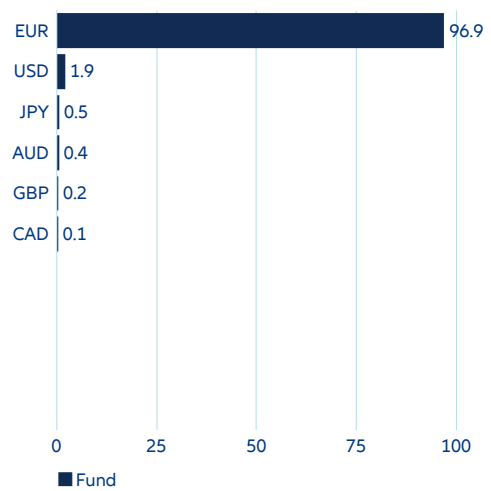
	3 Years	5 Years
Sharpe ratio ⁴	-0.37	0.00
Volatility (%) ⁵	13.34	12.92
Max. Loss (%)	-28.66	-30.21
Time to recover (months)	24	-25

Portfolio Structure ⁶

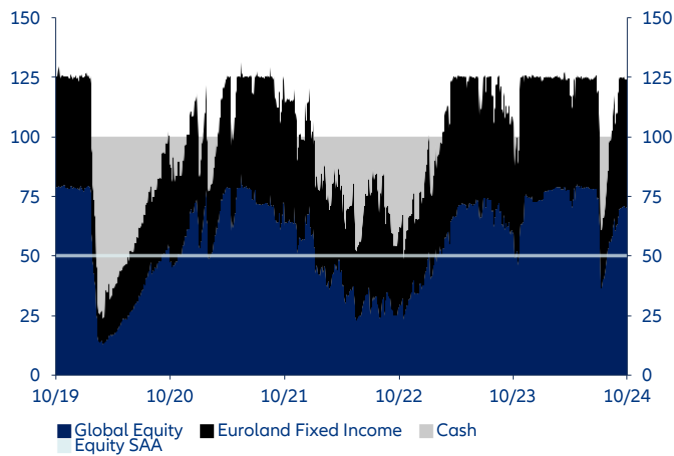
Exposure to return-generating asset classes (%) ⁷



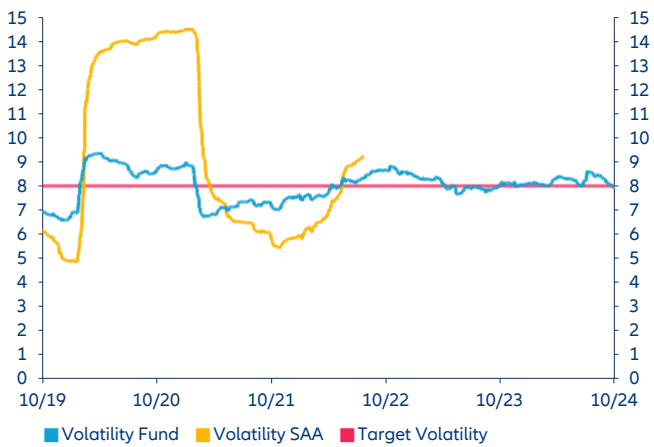
Currency Breakdown (%) (incl. FX derivatives) ⁷



Allocation over time (%) ⁸



Volatility over time (%) ⁹



Fee Structure

All-in fee in % p.a. ¹⁰	currently 0.65 (max. 1.20)
TER (%) ¹¹	0.70

Key Figures

Yield to worst (%) ¹²	3.13
Yield to Maturity (%) ¹³	3.13
Eff. Duration incl. derivatives and cash	3.84
Average rating	A+
Average nominal return (%)	1.82

Opportunities

- + High return potential of stocks in the long run
- + Steady interest income on bonds, capital gains opportunities on declining interest rates
- + Broad diversification across numerous securities

Risks

- High volatility of stocks, losses possible. The fund unit price may be subject to increased volatility.
- Interest rates vary, bonds suffer price declines on rising interest rates
- Limited participation in the yield potential of single securities

- 1) Calculated at the net asset value, excl. front-end load and redemption fees, distributions reinvested. Calculation according to method as defined by BVI, the German Fund Companies Association. Any front-end loads and redemption fees reduce the capital employed and the performance stated. All performance data of Allianz Strategy 50 - PT - USD prior to the launch date, 20/08/2015, refer to another share class of the same investment fund, Allianz Strategy 50, an open-ended SICAV organised under the laws of Luxembourg and managed by Allianz Global Investors GmbH - Frankfurt, namely Allianz Strategy 50 - CT - EUR (ISIN LU0352312184) launched on 01/07/2008. All performance data from 02/12/2002 to 01/07/2008 refer to another investment fund. This does not imply that Allianz Strategy 50 - PT - USD will experience a similar performance in the future. All share classes/investment funds mentioned above are based on the same investment objectives and strategies as well as risk profiles and fee structures. Past performance does not predict future returns
- 2) This data is based on rolling 12-month periods as at 10/31/2024. It is presented in addition to the calendar year performance.
- 3) Benchmark history: until 21/08/2022 50% J.P. MORGAN EMU Government Bond Investment Grade Total Return + 50% MSCI World Total Return Net (in USD), until 18/02/2020 no Benchmark (USD)
- 4) The Sharpe ratio states the relationship between the return generated by the fund and the investment risk. The fund's excess return versus the risk-free market rate is compared to volatility. Negative values are not meaningful.
- 5) Volatility measures the fluctuation range of the fund's performance over a specified period of time.
- 6) This is for guidance only and not indicative of future allocation.
- 7) For derivatives, economic exposure of the instruments is considered.
- 8) The Fund may be leveraged and aims at an investment ratio of not more than 125%.
- 9) Volatility target management component was added in Q3 2009. The volatility target is currently set at 8%.
- 10) The all-in fee includes the expenses previously called management, administration and distribution fees. Any payment of a trail fee by the management company to a distribution partner will be effected from the all-in fee.
- 11) TER generally: Total cost (except transaction costs) charged to the fund during the last financial year. TER for funds-of-funds: The costs incurred by the fund itself (except transaction costs). Since the fund held other investment units ("target funds") in the reporting period, further costs, charges and fees may have been incurred at the level of the target fund.
- 12) Represents the lowest potential yield that an investor could theoretically receive on the bond up to maturity if bought at the current price (excluding the default case of the issuer). The yield to worst is determined by making worst-case scenario assumptions, calculating the returns that would be received if worst-case scenario provisions, including prepayment, call or sinking fund, are used by the issuer (excluding the default case). It is assumed that the bonds are held until maturity and interest income is reinvested on the same conditions. Calculation is before currency hedging. The yield to worst is a portfolio characteristic; in particular, it does not reflect the actual fund income. The expenses charged to the fund are not taken into account. As a result, the yield to worst is not suitable as an indicator of the future performance of a bond fund. Forecasts are not a reliable indicator of future results.
- 13) The yield to maturity of a bond indicates what capital growth p.a. is theoretically possible up to maturity, if bought at the current price. In addition to coupon income, any price gains/losses up to repayment of the bond are taken into account. The yield to maturity of a fund is the weighted average of the yield to maturity of all the bonds that are held. It is assumed that the bonds are held until maturity and interest income is reinvested on the same conditions. The yield to maturity is a portfolio characteristic; in particular, it does not reflect the actual fund income. The expenses charged to the fund are not taken into account. As a result, the yield to maturity is not suitable as an indicator of the future performance of a bond fund.

Disclaimer

Investing involves risk. The value of an investment and the income from it may fall as well as rise and investors might not get back the full amount invested. Investing in fixed income instruments may expose investors to various risks, including but not limited to creditworthiness, interest rate, liquidity and restricted flexibility risks. Changes to the economic environment and market conditions may affect these risks, resulting in an adverse effect to the value of the investment. During periods of rising nominal interest rates, the values of fixed income instruments (including positions with respect to short-term fixed income instruments) are generally expected to decline. Conversely, during periods of declining interest rates, the values of these instruments are generally expected to rise. Liquidity risk may possibly delay or prevent account withdrawals or redemptions. Allianz Strategy 50 is a sub-fund of Allianz European Pension Investments SICAV, an open-ended investment company with variable share capital organised under the laws of Luxembourg. The value of the units/shares which belong to the Unit/Share Classes of the Sub-Fund that are not denominated in the base currency may be subject to an increased volatility. The volatility of other Unit/Share Classes may be different and possibly higher. Past performance does not predict future returns. If the currency in which the past performance is displayed differs from the currency of the country in which the investor resides, then the investor should be aware that due to the exchange rate fluctuations the performance shown may be higher or lower if converted into the investor's local currency. This is for information only and not to be construed as a solicitation or an invitation to make an offer, to conclude a contract, or to buy or sell any securities. The products or securities described herein may not be available for sale in all jurisdictions or to certain categories of investors. This is for distribution only as permitted by applicable law and in particular not available to residents and/or nationals of the USA. The investment opportunities described herein do not take into account the specific investment objectives, financial situation, knowledge, experience or specific needs of any particular person and are not guaranteed. The Management Company may decide to terminate the arrangements made for the marketing of its collective investment undertakings in accordance with applicable de-notification regulation. The views and opinions expressed herein, which are subject to change without notice, are those of the issuer companies at the time of publication. The data used is derived from various sources, and assumed to be correct and reliable at the time of publication. The conditions of any underlying offer or contract that may have been, or will be, made or concluded, shall prevail. For a free copy of the sales prospectus, incorporation documents, daily fund prices, Key Information Document, latest annual and semi-annual financial reports, contact the management company Allianz Global Investors GmbH in the fund's country of domicile, Luxembourg, [the Swiss funds' representative and paying agent BNP Paribas Securities Services, Paris, Zurich branch, Selnastrasse 16, CH-8002 Zürich - for Swiss retail investors only] or the editor either electronically or by mail at the given address or regulatory.allianzgi.com. Please read these documents, which are solely binding, carefully before investing. This is a marketing communication issued by Allianz Global Investors (Schweiz) AG, a 100% subsidiary of Allianz Global Investors GmbH. The Summary of Investor Rights is available in English, French, German, Italian and Spanish at <https://regulatory.allianzgi.com/en/investors-rights>. The duplication, publication, or transmission of the contents, irrespective of the form, is not permitted; except for the case of explicit permission by Allianz Global Investors GmbH.