



BlueBay Investment Grade Structured Credit Fund*

December 2021

For professional investors only

Fund performance (%) gross of fees (EUR)^{1 2}

	1 M	3 M	6M	YTD	1YR ²	3YR ²	SI ^{2,3}
BlueBay Investment Grade Structured Credit Fund	-0.05	-0.02	0.47	1.53	1.53	2.47	2.48
ICE BofA Euro Currency 3-Month Deposit Offered Rate Constant Maturity Index	-0.05	-0.14	-0.28	-0.55	-0.55	-0.43	-0.43
Alpha	0.01	0.12	0.75	2.08	2.08	2.90	2.91

Launch date of the Fund was 17th Dec 2018 and the since inception performance reflects a partial period. Past performance is not indicative of future results.

Review

Review

- During December, markets were driven by declining concerns around the severity of the Omicron variant as spreads tightened and equities recovered. Central banks dominated headlines, with more hawkish narratives in the face of rising inflation concerns.
- In the European asset-backed securities (ABS)/mortgage-backed securities space, we saw EUR0.7 billion of issuance in ABS, predominantly in the UK, and EUR0.6 billion in residential mortgage-backed securities (RMBS), driven by the UK non-conforming space. Overall, placed issuance levels in 2021 totalled approximately EUR82.3 billion.
- CLO issuance slowed in December to round off a record-setting year of primary-market. In the US, we saw USD10.3 billion of new issues, with an additional USD11.9 billion of refinances/resets. New-issue volume in 2021 was USD186.7 billion in the US, close to double the issuance seen in 2020, with an additional USD244.7 billion in refinances/resets. In the European market, we saw just three new deals print in December, totalling EUR1.2 billion, with an additional EUR2.0 billion in refinances/resets. The year-to-date volume of new issues was EUR38.6 billion, with a further EUR61.0 billion in refinances/resets. Spreads in the new-issue market were stable, with AAA tranches in the US printing at 110–115 basis points (bps) and approximately 97bps in Europe. Secondary-market spreads in investment-grade (IG) rated CLOs were stable during December.

Performance

- The fund returned -0.05% (euros, gross) during December, with negative price returns offsetting positive carry. There were no notable performance drivers over the period, with returns being driven by the muted spread moves in structured-credit assets, though our holdings in AAA European CLOs, RMBS and US ABS were detractors. We purchased a number of primary-market US and European CLOs early in December across the IG part of the capital structure. In addition, we added exposure to UK RMBS and US commercial mortgage-backed securities.

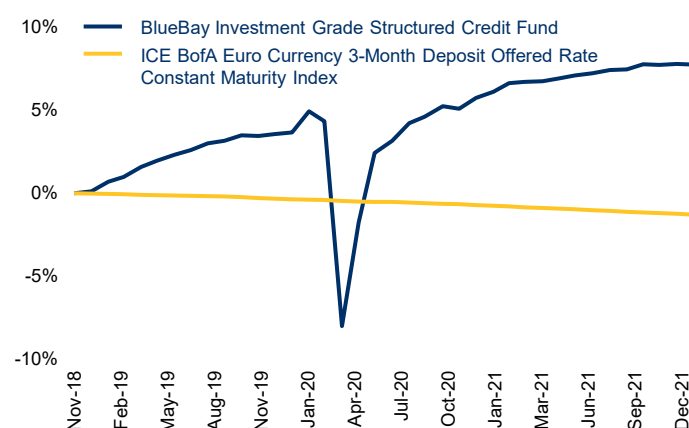
Outlook

- Inflation and the path of rates continue to be the key topics for investors, and structured credit offers investors a unique solution, given the floating-rate nature of most of the asset class. It's important to note the underlying credit quality of these investments is also high. When assessing securitised credit securities, analysing the collateral pool of each asset is an important first step in our investment process. Generally speaking, underwriting standards have been robust and collateral pool performance has been positive. At the same time, overall bond leverage is lower, creating an attractive opportunity set from which to base our asset selection. Overall, we expect these factors to drive demand for our asset class.

Investment objective

- To achieve a total return in excess of the ICE BofA Euro Currency 3-Month Deposit Offered Rate Constant Maturity Index from a portfolio of Structured Credit Securities.

Cumulative performance^{1,3}



Note: Past performance is not indicative of future results.

Fund characteristics

	Fund
Weighted yield (%) [*]	1.58
Weighted discount margin (bps) ^{5*}	132
Weighted average life (yrs) [*]	2.46
Weighted rating	AA
Floating rate (%)	86.30
Fixed rate (%)	2.29

* Analytics for CLO securities calculated to 2 years after the end of reinvestment period

Risk Statistics

	Fund
CDV01	3.13
DV01	0.80

Investment strategy

- Mainly invests in Investment Grade Structured Credit Securities, which are debt instruments that typically pay a floating rate of interest and which are backed by specific pools of financial assets including, but not limited to, leveraged loans, credit card loans, auto loans, residential and commercial mortgages.
- The Fund meets the conditions set out in Article 6 of the Sustainable Finance Disclosure Regulation as Sustainability Risks are integrated into the investment decision making process. Full details of the Fund's ESG framework are available online www.bluebay.com/en/investment-expertise/esg/approach/

* Investors should note that, relative to the expectations of the Autorité des Marchés Financiers, this UCITS presents disproportionate communication on the consideration of non-financial criteria in its investment policy.

Fund facts

Total fund size ⁴	EUR 212m
Inception date	17 December 2018
Base currency	EUR
Benchmark	ICE BofA Euro Currency 3-Month Deposit Offered Rate Constant Maturity Index
Fund legal name	BlueBay Funds - BlueBay Investment Grade Structured Credit Fund
Share classes	Information on available Share Classes and eligibility for this Fund are detailed in the BlueBay Funds Prospectus and Application Form
Fund type	UCITS
Domicile	Luxembourg
Investment manager	BlueBay Asset Management LLP

Team

	Joined BlueBay	Investment industry experience
Sid Chhabra	June 2018	18 years
Ashley Blatter	September 2018	22 years
Tom Mowl	April 2021	14 years
Size of team	14 investment professionals	

Contact information

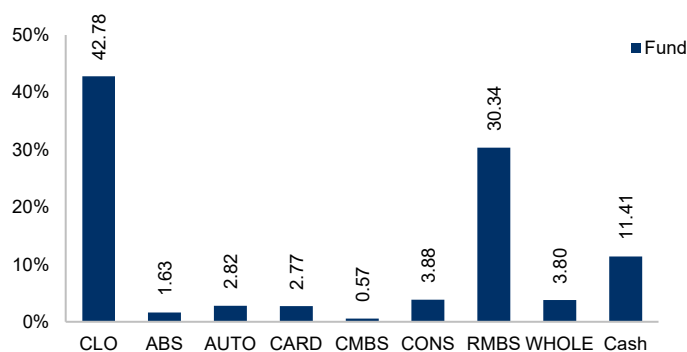
Marketing and Client Relations Department

77 Grosvenor Street
London W1K 3JR

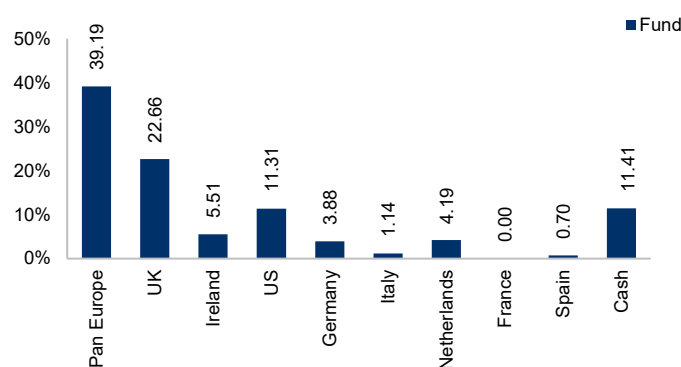
tel: +44(0)20 7389 3775
marketing@bluebay.com

www.bluebay.com

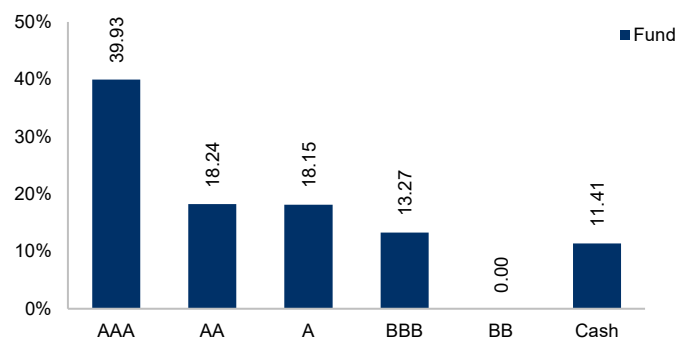
Asset type breakdown (% NAV)



Regional breakdown (% NAV)



Credit quality breakdown (% NAV)



1. While gross of fee figures would reflect the reinvestment of all dividends and earnings, it would not reflect the deduction of investment management and performance fees. An investor's return will be reduced by the deduction of applicable fees which will vary with the rate of return on the strategy. For example, if there was an annualised return of 10% over a 5-year period then the compounding effect of a 0.60% management fee and a 0.20% performance fee would reduce the annualised return to 9.32% (figures used are only to demonstrate the effect of charges and are not an indicator of future performance). In addition, the typical fees and expenses charged to a strategy will offset the strategy's trading profits. A description of the specific fee structure for each BlueBay strategy is contained in the strategy's prospectus.

2. Performance shown for 1yr periods onwards are annualised figures.

3. Since inception.

4. The Fund AUM is stated on a T+1 basis and includes non-fee earning assets.

5. The Weighted Discount Margin is calculated versus the relevant 3m cash rate.

Note: All data unless otherwise specified is sourced from BlueBay Asset Management LLP, as at 31st December 2021

This document is a marketing communication and it may be produced and issued by the following entities: in the European Economic Area (EEA), by BlueBay Funds Management Company S.A. (the ManCo), which is regulated by the Commission de Surveillance du Secteur Financier (CSSF). In Germany and Italy, the ManCo is operating under a branch passport pursuant to the Undertakings for Collective Investment in Transferable Securities Directive (2009/65/EC) and the Alternative Investment Fund Managers Directive (2011/61/EU).

In the United Kingdom (UK) by BlueBay Asset Management LLP (BBAM LLP), which is authorised and regulated by the UK Financial Conduct Authority (FCA), registered with the US Securities and Exchange Commission (SEC) and is a member of the National Futures Association (NFA) as authorised by the US Commodity Futures Trading Commission (CFTC). In Switzerland, by BlueBay Asset Management AG where the Representative and Paying Agent is BNP Paribas Securities Services, Paris, succursale de Zurich, Selnaustrasse 16, 8002 Zurich, Switzerland. The place of performance is at the registered office of the Representative. The courts of the registered office of the Swiss representative shall have jurisdiction pertaining to claims in connection with the distribution of shares in Switzerland. The Prospectus, the Key Investor Information Documents (KIIDs), where applicable, the Articles of Incorporation and any other document required, such as the Annual and Semi-Annual Reports, may be obtained free of charge from the Representative in Switzerland. In Japan, by BlueBay Asset Management International Limited which is registered with the Kanto Local Finance Bureau of Ministry of Finance, Japan. In Australia, BlueBay is exempt from the requirement to hold an Australian financial services license under the Corporations Act in respect of financial services as it is regulated by the FCA under the laws of the UK which differ from Australian laws. In Canada, BBAM LLP is not registered under securities laws and is relying on the international dealer exemption under applicable provincial securities legislation, which permits BBAM LLP to carry out certain specified dealer activities for those Canadian residents that qualify as "a Canadian permitted client", as such term is defined under applicable securities legislation. The BlueBay group entities noted above are collectively referred to as "BlueBay" within this document. The registrations and memberships noted should not be interpreted as an endorsement or approval of BlueBay by the respective licensing or registering authorities. To the best of BlueBay's knowledge and belief this document is true and accurate at the date hereof. BlueBay makes no express or implied warranties or representations with respect to the information contained in this document and hereby expressly disclaim all warranties of accuracy, completeness or fitness for a particular purpose. The document is intended only for "professional clients" and "eligible counterparties" (as defined by the Markets in Financial Instruments Directive ("MiFID")) or in the US by "accredited investors" (as defined in the Securities Act of 1933) or "qualified purchasers" (as defined in the Investment Company Act of 1940) as applicable and should not be relied upon by any other category of customer. In the United States, this document may also be provided by RBC Global Asset Management (U.S.) Inc. ("RBC GAM-US"), an SEC registered investment adviser. RBC Global Asset Management (RBC GAM) is the asset management division of Royal Bank of Canada (RBC) which includes BBAM LLP, RBC GAM-US, RBC Global Asset Management (Asia) Limited and RBC Global Asset Management Inc., which are separate, but affiliated corporate entities. This document has been prepared solely for informational purposes and does not constitute an offer or recommendation to buy or sell any security or investment product or adopt any specific investment strategy in any jurisdiction. There are several risks associated with investing in this product. Please refer to the Prospectus of the fund and to the Key Investor Information Documents (KIID), if available, or any other relevant fund documentation on BlueBay website before making any final investment decisions. In EEA where applicable, the Prospectus is available in English and the KIIDs in several local languages and they can be accessed and obtained on BlueBay website. No BlueBay fund will be offered, except pursuant and subject to the offering memorandum and subscription materials for such fund (the "Offering Materials"). This document is for general information only and is not a complete description of an investment in any BlueBay fund. If there is an inconsistency between this document and the Offering Materials for the BlueBay fund, the provisions in the Offering Materials shall prevail. You should read the Key Investor Information Document, where applicable, or the Prospectus carefully before investing in any BlueBay fund. Also, a summary of investor rights can be obtained in English on www.bluebay.com/investorrights. It is important to note that The ManCo may terminate arrangements for marketing under new Cross-border Distribution Directive denotification process. Recipients are strongly advised to make an independent review with their own advisors and reach their own conclusions regarding the investment merits and risks, legal, credit, tax and accounting aspects of all transactions. Past performance is not indicative of future results.

While gross of fee figures would reflect the reinvestment of all dividends and earnings, it would not reflect the deduction of investment management and performance fees. An investor's return will be reduced by the deduction of applicable fees which will vary with the rate of return on the fund. For example, if there was an annualised return of 10% over a 5-year period then the compounding effect of a 0.60% management fee and a 0.20% performance fee would reduce the annualised return to 9.32% (figures used are only to demonstrate the effect of charges and are not an indicator of future performance). In addition, the typical fees and expenses charged to a fund will offset the fund's trading profits. A description of the specific fee structure for each BlueBay strategy is contained in the fund's prospectus.

Unless otherwise stated, performance data is unaudited and net of management, performance and other fees. The investments discussed may fluctuate substantially in value and you may not get back the amount invested. An investor's actual performance and fees may differ from the performance information shown due to capital contributions, redemptions or withdrawals. All investments involve risk including the loss of principal and there is no guarantee that the fund investment objectives will be achieved. You should read the prospectus carefully before investing in any BlueBay fund.

Any indices shown are presented only to allow for comparison of the BlueBay fund's performance to that of certain widely recognised indices. The volatility of the indices may be materially different from the individual performance attained by a specific fund or investor. In addition, the BlueBay fund holdings may differ significantly from the securities that comprise the indices shown. Investors cannot invest directly in an index.

No part of this document may be reproduced, redistributed or passed on, directly or indirectly, to any other person or published, in whole or in part, for any purpose in any manner without the prior written permission of BlueBay. Copyright 2022 © BlueBay, is a wholly-owned subsidiary of RBC and BBAM LLP may be considered to be related and/or connected to RBC and its other affiliates.® Registered trademark of RBC. RBC GAM is a trademark of RBC. BlueBay Funds Management Company S.A., registered office 4, Boulevard Royal L-2449 Luxembourg, company registered in Luxembourg number B88445. BlueBay Asset Management LLP, registered office 77 Grosvenor Street, London W1K 3JR, partnership registered in England and Wales number OC370085. The term partner refers to a member of the LLP or a BlueBay employee with equivalent standing. Details of members of the BlueBay Group and further important terms which this message is subject to can be obtained at www.bluebay.com. All rights reserved.