

L&G ESG Euro Corporate Bond Fund

SICAV (UCITS compliant) Z EUR Acc

Base currency: EUR

Domicile: Luxembourg



FUND AIM

The objective of the Fund is to provide long term return consisting of a combination of capital growth and income. The Fund aims to deliver this objective while maintaining a lower weighted average carbon intensity than the broader European investment grade credit universe. The Fund is actively managed and seeks to achieve this objective by investing in a broad range of bonds and bond related instruments denominated in Euro, GBP and USD, with at least 70% to be invested in a portfolio of Euro denominated bonds, and 70% of the fund to be invested in corporate bonds.

WHO IS THIS FUND FOR?

- This Fund is designed for investors looking for income or growth from an investment in fixed income securities
- Although investors can take their money out at any time, this fund may not be appropriate for those who plan to withdraw their money within five years
- This fund is not designed for investors who cannot afford more than a minimal loss of their investment
- If you do not understand this document we recommend you seek additional information to help you decide if this fund is right for you

FUND SNAPSHOT

- **What does it invest in?** Invests in a broad range of bonds and bond-related instruments denominated in Euro, Sterling and US Dollar, with at least 70% invested in a portfolio of Euro denominated bonds. Investments are restricted to be in line with the ESG criteria described in fund sustainability characteristics.
- **How does it invest?** Actively managed, investing primarily in fixed income securities with an investment grade (lower risk) credit rating. The fund targets a lower weighted average carbon intensity (WACI) than the broader corporate index through investing in companies with low carbon footprints and by using LGIM's proprietary Destination@Risk framework. The fund leverages MSCI, a leading provider in ESG data, to highlight laggard companies and controversies whilst combining this with LGIM's proprietary ESG expertise to support an enhanced exclusion framework as described in the fund's Supplement.
- **Does it promote sustainability characteristics?** The Fund promotes a range of environmental and social characteristics. In particular, the Fund applies product and business involvement exclusions and minimum standards relating to climate, controversies, ESG ratings and factor evaluation. Further information on how such characteristics are met by the Fund can be found in the Supplement.

FUND FACTS

Fund size
€750.9m

Fund launch date
18 Oct 2023

Gross redemption yield

3.19% (unhedged)

Modified duration
4.66 years

The eligibility for the Z share class is restricted and may require a separate fee agreement with LGIM. Please contact us to discuss share class eligibility.

COSTS

Initial charge
0%

Ongoing charge
0.04%

Price basis
Single swing

Dilution adjustment
0.328%- round trip

PERFORMANCE (%)



12 MONTH PERFORMANCE TO MOST RECENT QUARTER (%)

12 months to 31 December	2024	2023	2022	2021	2020
Fund	5.09	-	-	-	-
Benchmark	4.47	-	-	-	-

All performance periods over a year will be annualised. Performance for the Z EUR Acc share class in EUR, launched on 18 October 2023. Source: Lipper. Performance assumes all fund charges have been taken and that all income generated by the investments, after deduction of tax, remains in the fund. This fund has adopted a "swing pricing" methodology, such that the Net Asset Value per Share of the fund may be adjusted upwards or downwards to reflect the costs of dealing in the fund's assets. As the swinging price only affects shareholders which place subscription or redemption instructions, we have used the notional unswung mid-price history in the tables and charts above in order to remove the volatile effect that the swing pricing has on the depiction of past performance of the Fund.

Past performance is not a guide to the future.

Fund returns shown are based on prices as at the last fund trading day for the month. Due to bank holidays this may impact relative performance to any benchmarks which are priced on a bank holiday which falls within a month but after the last fund trading day for that month.

BENCHMARK

Benchmark

iBoxx MSCI ESG EUR Corporates Index * **

*The benchmark performance shown below is in EUR for this share class.

**A number of ESG features of the fund, including the weighted averaged carbon intensity are compared to the broader European investment grade credit universe, as represented by the iBoxx EUR Corporates Index, the parent index of the Benchmark Index.



PORTFOLIO BREAKDOWN

All data source LGIM unless otherwise stated. Totals may not sum due to rounding. As at 29 December 2022 LGIM has changed strategic data sourcing for LGIM Client Reporting and Factsheets for Active Fixed Income portfolios. This impacts the methodology used to calculate the management information provided in the documentation and may change the observed results. For the avoidance of doubt, these changes have not impacted the investment management of any funds/portfolios.



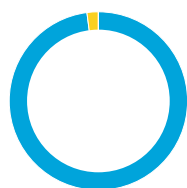

■ Top 10 issuers 23.1%
■ Rest of portfolio 76.9%
No. of issuers 123

TOP 10 ISSUERS (%)

Federal Republic of Germany	5.1
UBS Group	2.7
Jyske Bank	2.4
Morgan Stanley	2.1
BNP Paribas	2.0
JPMorgan Chase & Co	1.9
Wolters Kluwer	1.8
Forenet Kredit FMBA	1.8
LeasysS	1.7
National Grid	1.7

TOP SECTOR OVER/UNDERWEIGHTS (%)

	Fund	Benchmark	Relative
Sovereign	5.1	-	5.1
Consumer Services	7.7	4.7	2.9
Utilities	10.1	7.9	2.2
Financial Services	5.0	3.1	1.8
Banks	39.8	38.4	1.4
ABS	1.0	-	1.0
Cash and Equivalents	0.6	-	0.6
Real Estate	5.1	4.9	0.2
Oil & Gas	-	0.1	-0.1
Insurance	3.9	4.5	-0.6
Telecommunications	5.3	6.1	-0.8
Consumer Goods	7.6	8.6	-1.0
Health Care	3.7	5.1	-1.4
Basic Materials	0.9	2.8	-1.8
Technology	-	2.5	-2.5
Industrials	4.2	11.1	-6.9



CURRENCY (%)

■ EUR	98.0
■ GBP	2.1
■ Other	0.0

This is the currency breakdown before allowing for any hedging the fund may use. We aim to hedge the portfolio 100% back to the base currency.

CREDIT RATING (%)

	Fund	Benchmark	Relative
AAA	5.7	0.6	5.0
AA	6.0	8.3	-2.3
A	45.7	44.9	0.9
BBB	39.9	46.2	-6.3
BB	2.2	0.1	2.1
Cash	0.6	-	0.6



Marc Rovers

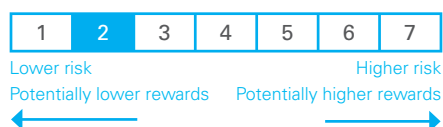


Connor Olvany

FUND MANAGERS

Marc is head of the Euro credit portfolio management team. He joined LGIM in May 2012 as a portfolio manager in the Pan European Credit team. Marc previously spent 12 years at Blackrock, first as a senior portfolio manager within Philips Investment Management in Eindhoven and then as Director, Investment Manager in London, where he was responsible for the non-financials management of investment grade portfolios and was a portfolio manager for two Asian credit portfolios. Marc started in the industry in 1995 as a portfolio manager at ABP investments (now APG). He graduated from Tilburg University, Netherlands with an MSc in economics and is a Certified European Financial Analyst (CEFA).

Connor is a Euro Credit Portfolio Manager in LGIM's European Credit team, having joined LGIM in May 2014. Before joining the team Connor worked in the Global Buy & Maintain team managing client portfolios. He transferred to London from the LGIMA office in Chicago where he was a portfolio manager in the Active Fixed Income team. Prior to LGIM, Connor worked in fixed income sales at RBS Securities. Connor has BA degrees in Mathematics and Economics from Williams College.




KEY RISKS

- The value of an investment is not guaranteed and can go down as well as up; you may not get back the amount you originally invested.
- This fund holds bonds that are traded through agents, brokers or investment banks matching buyers and sellers. This makes the bonds less easy to buy and sell than investments traded on an exchange. In exceptional circumstances the fund may not be able to sell bonds and may defer withdrawals, or suspend dealing. The Directors can only delay paying out if it is in the interests of all investors and with the permission of the fund depositary.
- The fund invests directly or indirectly in bonds which are issued by companies or governments. If these companies or governments experience financial difficulty, they may be unable to pay back some or all of the interest, original investment or other payments that they owe. If this happens, the value of the fund may fall.
- Prices of the Asset-Backed Securities (ABS) and Mortgage-Backed Securities (MBS) may be volatile, and will generally fluctuate due to a variety of factors that are inherently difficult to predict. In addition, the terms of the ABS/MBS may restrict its sale in particular circumstances.
- The fund could lose money if any institution providing services such as acting as counterparty to derivatives or other instruments, becomes unwilling or unable to meet its obligations to the fund.
- Derivatives are highly sensitive to changes in the value of the asset on which they are based and can increase the size of losses and gains.
- The fund may have underlying investments that are valued in currencies that are different from the currency of this share class. Exchange rate fluctuations will impact the value of your investment. Currency hedging techniques may be applied to reduce this impact but may not entirely eliminate it.
- We may take some or all of the ongoing charges from the fund's capital rather than the fund's income. This increases the amount of income, but it reduces the growth potential and may lead to a fall in the value of the fund.
- Investment returns on bonds are sensitive to trends in interest rate movements. Such changes will affect the value of your investment.
- The Fund has a sustainability and/or ESG focus in its investment process which may i) limit the Fund's exposure to or exclude certain companies, industries or sectors ii) impact the Fund's investment performance compared to other funds that do not apply such criteria and, iii) differ from an investor's own sustainability and/or ESG criteria.

For more information, please refer to the key information document on our website

COUNTRY REGISTRATION



SPOTLIGHT ON LEGAL & GENERAL INVESTMENT MANAGEMENT

We are one of Europe's largest asset managers and a major global investor, with assets under management of €1,324.1 billion (as at 30 June 2024). We work with a wide range of global clients, including pension schemes, sovereign wealth funds, fund distributors and retail investors.

Source: LGIM internal data as at 30 June 2024. The AUM disclosed aggregates the assets managed by LGIM in the UK, LGIMA in the US and LGIM Asia in Hong Kong (2018-2019 only). The AUM includes the value of securities and derivatives positions.

DEALING INFORMATION

Valuation frequency	Daily, 16:00 CET
Dealing frequency	Each Business Day
Settlement period	T+3
Administrator/Custodian	Northern Trust

CODES

ISIN	LU2637411534
Bloomberg	LGNCRZE LX

TO FIND OUT MORE

Legal & General SICAV
C/O Northern Trust Luxembourg Management Company S.A.
10 Rue du Château d'Eau L-3364
Leudelange Grand-Duché de Luxembourg



Call **+352 28 294 123**



Email **LGIM-TA-LUX@ntrs.com**



Visit **www.lgim.com**

We may record and monitor calls. Call charges will vary.

Important information

A copy of the English version of the prospectus of the Fund is available on LGIM Fund Centre and may also be obtained from Legal & General Investment Management, 2 Dublin Landings, Office 1-W-131, North Dock, Dublin 1, Ireland. Where required under national rules, the key information document will also be available in the local language of the relevant EEA Member State. A summary of investor rights associated with an investment in the Fund shall be available from www.lgim.com/investor_rights

We are also obliged to disclose that the Management Company has the right to terminate the arrangements made for marketing.

A decision may be taken at any time to terminate the arrangements made for the marketing of the Fund in any EEA Member State in which it is currently marketed. In such circumstances, Shareholders in the affected EEA Member State will be notified of this decision and will be provided with the opportunity to redeem their shareholding in the Fund free of any charges or deductions for at least 30 working days from the date of such notification.

This is a marketing communication. Please refer to the prospectus of the Fund and to the KID before making any final investment decisions.

Copyright © 2025 Legal & General. This document is subject to copyright. Any unauthorised use is strictly prohibited. All rights are reserved.

Issued by LGIM Managers (Europe) Limited, authorised by the Central Bank of Ireland as a UCITS management company (pursuant to European Communities (Undertakings for Collective Investment in Transferable Securities) Regulations, 2011 (S.I. No. 352 of 2011), as amended) and as an alternative investment fund manager with "top up" permissions which enable the firm to carry out certain additional MiFID investment services (pursuant to the European Union (Alternative Investment Fund Managers) Regulations 2013 (S.I. No. 257 of 2013), as amended). Registered in Ireland with the Companies Registration Office (No. 609677). Registered Office: 70 Sir John Rogerson's Quay, Dublin, 2, Ireland. Regulated by the Central Bank of Ireland (No. C173733). We are a member of the Irish Funds Association. All features described in this factsheet are those current at the time of publication and may be changed in the future. Nothing in this factsheet should be construed as advice and it is therefore not a recommendation to buy or sell securities. If in doubt about the suitability of this product, you should seek professional advice. No investment decisions should be made without first reviewing the key information document of the Fund ("KID") which can be obtained from www.lgim.com. This factsheet is only directed at investors resident in jurisdictions where this fund is registered for sale. It is not an offer or invitation to persons outside of those jurisdictions. We reserve the right to reject any applications from outside of such jurisdictions.

This is an advertising document. The state of the origin of the fund is Luxembourg. In Switzerland, the representative is Acolin Fund Services AG, Maintower, Thurgauerstrasse 36/38, CH-8050 Zurich, Switzerland, whilst the paying agent is NPB Neue Privat Bank AG, Limmatquai 1/am Bellevue, P.O. Box, CH 8024 Zurich. The prospectus, the key information documents, the articles of association as well as the annual and semi-annual reports may be obtained free of charge from the representative. Past performance is no indication of current or future performance. The performance data do not take account of the commissions and costs incurred on the issue and redemption of units.

Neither Markit, its Affiliates or any third party data provider makes any warranty, express or implied, as to the accuracy, completeness or timeliness of the data contained herewith nor as to the results to be obtained by recipients of the data. Neither Markit, its Affiliates nor any data provider shall in any way be liable to any recipient of the data for any inaccuracies, errors or omissions in the Markit data, regardless of cause, or for any damages (whether direct or indirect) resulting therefrom. Markit has no obligation to update, modify or amend the data or to otherwise notify a recipient thereof in the event that any matter stated herein changes or subsequently becomes inaccurate. Without limiting the foregoing, Markit, its Affiliates, or any third party data provider shall have no liability whatsoever to you, whether in contract (including under an indemnity), in tort (including negligence), under a warranty, under statute or otherwise, in respect of any loss or damage suffered by you as a result of or in connection with any opinions, recommendations, forecasts, judgments, or any other conclusions, or any course of action determined, by you or any third party, whether or not based on the content, information or materials contained herein. Copyright © 2025, Markit Indices GmbH.

Internal Fund Code: 5464