

L&G Emerging Markets Investment Grade Hard Currency Corporate Bond Fund



SICAV (UCITS compliant) E USD Acc

Base currency: USD

Domicile: Luxembourg

FUND AIM

The objective of the Fund is to provide long term return consisting of a combination of capital growth and income.

The Fund aims to deliver this objective while maintaining a lower weighted average carbon intensity than the Benchmark Index.

The Fund is actively managed and seeks to achieve this objective by investing at least 80% of its assets in a broad range of fixed income securities issued in US Dollar, Sterling or Euro by Developing/ Emerging Market corporates.

WHO IS THIS FUND FOR?

- This Fund is designed for investors looking for income or growth from an investment in fixed income securities
- Although investors can take their money out at any time, this fund may not be appropriate for those who plan to withdraw their money within five years
- This fund is not designed for investors who cannot afford more than a minimal loss of their investment
- If you do not understand this document we recommend you seek additional information to help you decide if this fund is right for you

FUND SNAPSHOT

- **What does it invest in?** Invests at least 80% of its assets in a broad range of fixed income securities issued in US Dollar, Sterling or Euro by Developing/ Emerging Markets corporates
- **How does it invest?** Actively managed, investing at least 70% in investment grade (lower risk) debt. May also invest in sub-investment grade (higher risk), unrated bonds, other types of securities and derivatives.
- **Does it promote sustainability characteristics?** The Fund promotes a range of environmental and social characteristics. Further information on how such characteristics are met by the Fund can be found in the Supplement.

FUND FACTS

Fund size

\$72.0m

Fund launch date

7 Dec 2023

Gross redemption yield

5.22% (unhedged)

Modified duration

5.13 years

COSTS

Initial charge

0%

Ongoing charge

0.36%

Price basis

Single swing

Dilution adjustment

0.496%- round trip

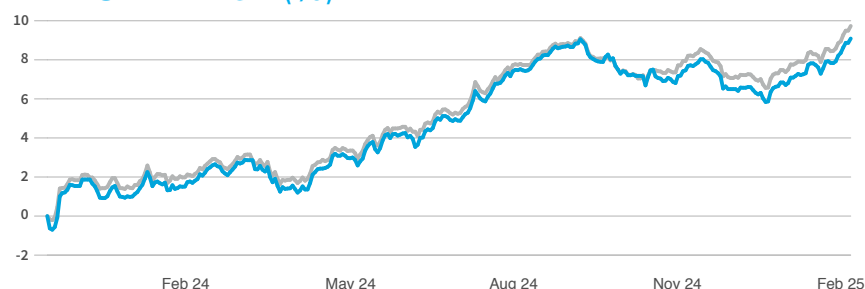
BENCHMARK

Benchmark

JP Morgan Corporate Emerging Markets Bond IG Plus Index

***The benchmark performance shown below is in USD for this share class.**

PERFORMANCE (%)



12 MONTH PERFORMANCE TO MOST RECENT QUARTER (%)

12 months to 31 December	2024	2023	2022	2021	2020
Fund	4.61	-	-	-	-
Benchmark	4.90	-	-	-	-

All performance periods over a year will be annualised. Performance for the E USD Acc share class in USD, launched on 07 December 2023. Source: Lipper. Performance assumes all fund charges have been taken and that all income generated by the investments, after deduction of tax, remains in the fund. This fund has adopted a "swing pricing" methodology, such that the Net Asset Value per Share of the fund may be adjusted upwards or downwards to reflect the costs of dealing in the fund's assets. As the swinging price only affects shareholders which place subscription or redemption instructions, we have used the notional unswung mid-price history in the tables and charts above in order to remove the volatile effect that the swing pricing has on the depiction of past performance of the Fund.

Past performance is not a guide to the future.

Fund returns shown are based on prices as at the last fund trading day for the month. Due to bank holidays this may impact relative performance to any benchmarks which are priced on a bank holiday which falls within a month but after the last fund trading day for that month.



PORTFOLIO BREAKDOWN

All data source LGIM unless otherwise stated. Totals may not sum due to rounding. As at 29 December 2022 LGIM has changed strategic data sourcing for LGIM Client Reporting and Factsheets for Active Fixed Income portfolios. This impacts the methodology used to calculate the management information provided in the documentation and may change the observed results. For the avoidance of doubt, these changes have not impacted the investment management of any funds/portfolios.



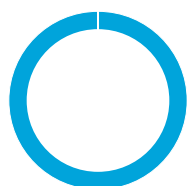
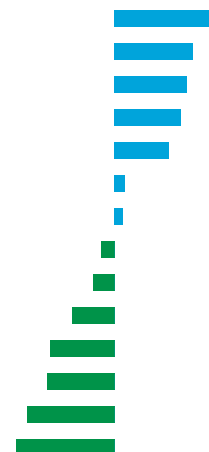
■ Top 10 issuers 27.1%
■ Rest of portfolio 72.9%
No. of issuers 87

TOP 10 ISSUERS (%)

CK Hutchison Holdings	4.4
Saudi Arabian Oil Co	3.2
Prosus	3.1
Oversea-Chinese Banking	2.7
Standard Chartered	2.5
Bangkok Bank PCL	2.3
Las Vegas Sands	2.3
Ahli Bank QSC	2.3
Ooredoo	2.2
Taiwan Semiconductor Manufacturing Co	2.1

TOP SECTOR OVER/UNDERWEIGHTS (%)*

	Fund	Benchmark	Relative
Cash	4.5	-	4.5
Consumer	11.6	8.2	3.4
Quasi	3.1	-	3.1
Diversified	4.5	1.6	2.9
Transport	3.1	0.7	2.4
Infrastructure	1.8	1.3	0.4
Oil & Gas	8.9	8.6	0.3
Metals & Mining	6.3	6.9	-0.6
Pulp & Paper	1.5	2.4	-0.9
TMT	7.6	9.4	-1.8
Real Estate	-	2.8	-2.8
Financial	33.2	36.1	-2.9
Industrial	5.3	9.1	-3.8
Utilities	8.7	13.0	-4.3




CURRENCY (%)

■ USD	100.0
■ Other	0.0

This is the currency breakdown before allowing for any hedging the fund may use. We aim to hedge the portfolio 100% back to the base currency.

CREDIT RATING (%)*

	Fund	Benchmark	Relative
AAA	-	0.3	-0.3
AA	6.3	9.0	-2.6
A	33.6	35.7	-2.1
BBB	55.6	54.5	1.1
BB	-	0.1	-0.1
NR	-	0.5	-0.5
Cash	4.5	-	4.5



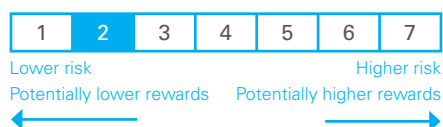
*From time to time there may be a mismatch between the impact of cashflows in/out of the fund being reflected in portfolio positioning data and the related credit trading activity. This may, for example, result in the temporary appearance of a negative cash balance in the event of a significant inflow.



SANCHAY SINGLA

Sanchay is a Senior Portfolio Manager in the Global Emerging Markets Debt team and is responsible for managing corporate risk in our active EM portfolios. Sanchay is also lead PM for ESG EM funds. Prior to joining LGIM Sanchay was a credit trader at Royal Bank of Scotland. At RBS, he made markets in Asian and European Credit across currencies as a principal risk taker from London and Singapore. Sanchay graduated from the Indian Institute of Management, Ahmedabad and holds a master's degree in Business Administration. He also holds a Bachelor's degree in Computer Engineering from University of Delhi and is a CFA Charterholder.

RISK AND REWARD PROFILE



The summary risk indicator is a guide to the level of risk of this product compared to other products. It shows how likely it is that the product will lose money because of movements in the markets or because we are not able to pay you. We have classified this product as class 2 out of 7, which is a low risk class. This product does not include any protection from future market performance so you could lose some or all of your investment. **Be aware of currency risk.** You may receive payments in a different currency, so the final return you will get depend on the exchange rate between the two currencies. This risk is not considered in the indicator shown above. The Fund is not covered by an investor compensation scheme. The value of the fund may be affected by risks not in the SRI: failure of a counterparty, custodian or issuer; derivative use; inability to sell holdings; trends in interest rates/inflation.


KEY RISKS

- The value of an investment is not guaranteed and can go down as well as up; you may not get back the amount you originally invested.
- This fund invests in countries where investment markets are considered to be less developed. This means that investments are generally riskier than those in developed markets because they: may not be as well regulated; may be more difficult to buy and sell; may have less reliable arrangements for the safekeeping of investments; or may be more exposed to political and taxation uncertainties. The value of the fund can go up or down more often and by larger amounts than funds that invest in developed countries, especially in the short term.
- This fund holds bonds that are traded through agents, brokers or investment banks matching buyers and sellers. This makes the bonds less easy to buy and sell than investments traded on an exchange. In exceptional circumstances the fund may not be able to sell bonds and may defer withdrawals, or suspend dealing. The Directors can only delay paying out if it is in the interests of all investors and with the permission of the fund depositary.
- The fund invests directly or indirectly in bonds which are issued by companies or governments. If these companies or governments experience financial difficulty, they may be unable to pay back some or all of the interest, original investment or other payments that they owe. If this happens, the value of the fund may fall.
- Prices of the Asset-Backed Securities (ABS) and Mortgage-Backed Securities (MBS) may be volatile, and will generally fluctuate due to a variety of factors that are inherently difficult to predict. In addition, the terms of the ABS/MBS may restrict its sale in particular circumstances.
- The fund could lose money if any institution providing services such as acting as counterparty to derivatives or other instruments, becomes unwilling or unable to meet its obligations to the fund.
- Derivatives are highly sensitive to changes in the value of the asset on which they are based and can increase the size of losses and gains.
- The fund may have underlying investments that are valued in currencies that are different from the currency of this share class. Exchange rate fluctuations will impact the value of your investment. Currency hedging techniques may be applied to reduce this impact but may not entirely eliminate it.
- We may take some or all of the ongoing charges from the fund's capital rather than the fund's income. This increases the amount of income, but it reduces the growth potential and may lead to a fall in the value of the fund.
- Investment returns on bonds are sensitive to trends in interest rate movements. Such changes will affect the value of your investment.
- The Fund has a sustainability and/or ESG focus in its investment process which may i) limit the Fund's exposure to or exclude certain companies, industries or sectors ii) impact the Fund's investment performance compared to other funds that do not apply such criteria and, iii) differ from an investor's own sustainability and/or ESG criteria.

For more information, please refer to the key information document on our website



COUNTRY REGISTRATION



SPOTLIGHT ON LEGAL & GENERAL INVESTMENT MANAGEMENT

We are one of Europe's largest asset managers and a major global investor, with assets under management of \$1,419.5 billion (as at 30 June 2024). We work with a wide range of global clients, including pension schemes, sovereign wealth funds, fund distributors and retail investors.

Source: LGIM internal data as at 30 June 2024. The AUM disclosed aggregates the assets managed by LGIM in the UK, LGIMA in the US and LGIM Asia in Hong Kong (2018-2019 only). The AUM includes the value of securities and derivatives positions.

DEALING INFORMATION

Valuation frequency	Daily, 23:00 CET
Dealing frequency	Each Business Day
Settlement period	T+3
Administrator/Custodian	Northern Trust

CODES

ISIN	LU2652049292
Bloomberg	LGEMEUA LX

TO FIND OUT MORE

Legal & General SICAV
 C/O Northern Trust Luxembourg Management Company S.A.
 10 Rue du Château d'Eau L-3364
 Leudelange Grand-Duché de Luxembourg



Call **+352 28 294 123**



Email **LGIM-TA-LUX@ntrs.com**



Visit **www.lgim.com**

We may record and monitor calls. Call charges will vary.

Important information

A copy of the English version of the prospectus of the Fund is available on LGIM Fund Centre and may also be obtained from Legal & General Investment Management, 2 Dublin Landings, Office 1-W-131, North Dock, Dublin 1, Ireland. Where required under national rules, the key information document will also be available in the local language of the relevant EEA Member State. A summary of investor rights associated with an investment in the Fund shall be available from www.lgim.com/investor_rights

We are also obliged to disclose that the Management Company has the right to terminate the arrangements made for marketing.

A decision may be taken at any time to terminate the arrangements made for the marketing of the Fund in any EEA Member State in which it is currently marketed. In such circumstances, Shareholders in the affected EEA Member State will be notified of this decision and will be provided with the opportunity to redeem their shareholding in the Fund free of any charges or deductions for at least 30 working days from the date of such notification.

This is a marketing communication. Please refer to the prospectus of the Fund and to the KID before making any final investment decisions.

Copyright © 2025 Legal & General. This document is subject to copyright. Any unauthorised use is strictly prohibited. All rights are reserved.

Issued by LGIM Managers (Europe) Limited, authorised by the Central Bank of Ireland as a UCITS management company (pursuant to European Communities (Undertakings for Collective Investment in Transferable Securities) Regulations, 2011 (S.I. No. 352 of 2011), as amended) and as an alternative investment fund manager with "top up" permissions which enable the firm to carry out certain additional MiFID investment services (pursuant to the European Union (Alternative Investment Fund Managers) Regulations 2013 (S.I. No. 257 of 2013), as amended). Registered in Ireland with the Companies Registration Office (No. 609677). Registered Office: 70 Sir John Rogerson's Quay, Dublin, 2, Ireland. Regulated by the Central Bank of Ireland (No. C173733). We are a member of the Irish Funds Association. All features described in this factsheet are those current at the time of publication and may be changed in the future. Nothing in this factsheet should be construed as advice and it is therefore not a recommendation to buy or sell securities. If in doubt about the suitability of this product, you should seek professional advice. No investment decisions should be made without first reviewing the key information document of the Fund ("KID") which can be obtained from www.lgim.com. This factsheet is only directed at investors resident in jurisdictions where this fund is registered for sale. It is not an offer or invitation to persons outside of those jurisdictions. We reserve the right to reject any applications from outside of such jurisdictions.

This is an advertising document. The state of the origin of the fund is Luxembourg. In Switzerland, the representative is Acolin Fund Services AG, Maintower, Thurgauerstrasse 36/38, CH-8050 Zurich, Switzerland, whilst the paying agent is NPB Neue Privat Bank AG, Limmatquai 1/am Bellevue, P.O. Box, CH 8024 Zurich. The prospectus, the key information documents, the articles of association as well as the annual and semi-annual reports may be obtained free of charge from the representative. Past performance is no indication of current or future performance. The performance data do not take account of the commissions and costs incurred on the issue and redemption of units.

Information has been obtained from sources believed to be reliable but J.P. Morgan does not warrant its completeness or accuracy. The Index is used with permission. The Index may not be copied, used, or distributed without J.P. Morgan's prior written approval. Copyright 2025, J.P. Morgan Chase & Co. All rights reserved.

Internal Fund Code: 5463