

# Allianz Asia Pacific Income\*<sup>(renamed and repositioned from Allianz Indonesia Equity)</sup>

Allianz Global Investors Fund  
A / AMg



- The Fund is exposed to significant risks of investment/general market, company-specific, interest rate, creditworthiness/credit rating/downgrading, default, valuation, sovereign debt, volatility and liquidity, country and region, emerging market, asset allocation and currency.
- The Fund may invest in high-yield (non-investment grade and unrated) investments which may subject to higher risks, such as volatility, loss of principal and interest, creditworthiness and downgrading, default, interest rate, general market and liquidity risks and therefore may adversely impact the net asset value of the Fund.
- The Fund may invest in financial derivative instruments ("FDI") which may expose to higher leverage, counterparty, liquidity, valuation, volatility, market and over the counter transaction risks. The Fund's net derivative exposure may be up to 50% of the Fund's net asset value.
- This investment may involve risks that could result in loss of part or entire amount of investors' investment.
- In making investment decisions, investors should not rely solely on this material.
- **Note:** Dividend payments may, at the sole discretion of the Investment Manager, be made out of the Fund's capital or effectively out of the Fund's capital which represents a return or withdrawal of part of the amount investors originally invested and/or capital gains attributable to the original investment. This may result in an immediate decrease in the NAV per share and the capital of the Fund available for investment in the future and capital growth may be reduced, in particular for hedged share classes for which the distribution amount and NAV of any hedged share classes (HSC) may be adversely affected by differences in the interests rates of the reference currency of the HSC and the base currency of the Fund.



1

Overall Morningstar Rating™

## Investment Objective

The Fund aims at long-term capital growth and income by investing in Asia-Pacific equity and bond markets.

## Performance Overview

### Indexed Performance since Inception (NAV-NAV)



■ Class A (USD) Dis.

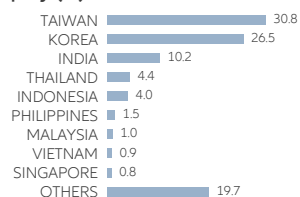
Cumulative Returns	Year to Date	1 Year	3 Years	5 Years	Since Inception
NAV-NAV (%)	0.18	0.16	-2.66	-14.05	-34.89
Calendar Year Returns	2023	2022	2021	2020	2019
NAV-NAV (%)	3.61	-5.85	-1.20	-8.73	6.55

## Portfolio Analysis


### Asset Allocation (%)



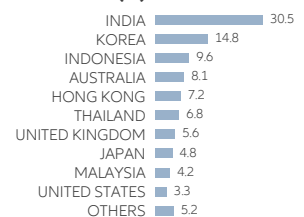
### Country/Location Allocation - Equity (%)



### Sector Allocation - Equity (%)



### Country/Location Allocation - Fixed Income (%)



+852 2238 8000  
hk.allianzgi.com

Scan QR code for fund documents

## Portfolio Analysis

Top 5 Holdings (Country/Location) - Equity	Sector	%
ALLIANZ INDIA EQUITY	OTHERS	9.0
TAIWAN SEMICONDUCTOR MANUFAC (TW)	IT	8.2
SAMSUNG ELECTRONICS CO LTD (KR)	IT	5.2
SK HYNIX INC (KR)	IT	1.5
DR. REDDY'S LABORATORIES-ADR (IN)	HEALTHCARE	1.4
<b>Total</b>		<b>25.3</b>

Statistics Summary	
Average Coupon	4.94%
Average Credit Quality	BBB-
Effective Maturity	4.77 years
Effective Duration	2.42 years
Yield to Maturity	6.57%

Top 5 Holdings (Country/Location) - Fixed Income	Sector	%
AUST & NZ BANKING GRP/UK REGS CONV FIX TO FLOAT 6.750% 15.12.2198 (AU)	BANKS	1.3
AZURE POWER SOLAR ENERGY REGS FIX 5.650% 24.12.24 (IN)	ENERGY	1.1
MISC CAPITAL TWO LABUAN REGS FIX 3.625% 06.04.25 (MY)	INDUSTRIAL	1.1
FUKOKU MUTUAL LIFE INSUR PERP FIX TO FLOAT 6.800% 14.05.2198 (JP)	INSURANCE	0.8
GLP PTE LTD EMTN FIX 3.875% 04.06.25 (SG)	REAL ESTATE	0.7
<b>Total</b>		<b>5.0</b>

Dividend History <sup>2</sup>	Dividend / Share	Annualised Dividend Yield	Ex-Dividend Date
Class A (USD) Dis.	USD 0.08400	1.81% <sup>3</sup>	15/12/2023
	USD 0.00000	0.00% <sup>3</sup>	15/12/2022
	USD 0.00000	0.00% <sup>3</sup>	15/12/2021
	USD 0.01900	0.35% <sup>3</sup>	16/12/2019
	USD 0.00000	0.00% <sup>3</sup>	17/12/2018
Class A (EUR) Dis.	USD 0.03886	0.69% <sup>3</sup>	15/12/2017
	EUR 5.65400	1.84% <sup>3</sup>	15/12/2023
	EUR 0.00000	0.00% <sup>3</sup>	15/12/2022
	EUR 0.00000	0.00% <sup>3</sup>	15/12/2021
	EUR 1.20800	0.34% <sup>3</sup>	16/12/2019
	EUR 0.00000	0.00% <sup>3</sup>	17/12/2018
	EUR 2.37474	0.68% <sup>3</sup>	15/12/2017

## Fund Details

Share Class	Class A (USD) Dis.	Class A (EUR) Dis.	Class AMg (USD) Dis.
Fund Manager	Ho Yin Pong, Garreth Ong		
Fund Size <sup>4</sup>	USD 35.13m		
Number of Holdings	121		
Sustainability-related Disclosure Regulation <sup>5</sup>	Article 6		
Base Currency	USD		
Subscription Fee (Sales Charge)	Up to 5%		
Management Fee (All-in-Fee <sup>6</sup> )	1.50% p.a.	1.50% p.a.	1.50% p.a.
Total Expense Ratio <sup>7</sup>	1.55%	1.55%	1.55%
Unit NAV	USD 4.7612	EUR 319.82	USD 10.0995
Inception Date <sup>8</sup>	30/03/1990	24/10/2008	15/02/2024
Dividend Frequency <sup>2</sup>	Annually	Annually	Monthly
ISIN Code	LU0348744763	LU0348744680	LU2749775156
Bloomberg Ticker	THONINI LX	ALINDEA LX	ALAPIAM LX
<b>Cumulative Returns (%)</b>			
Year to Date	0.18	2.01	–
1 Year	0.16	-1.97	–
3 Years	-2.66	8.78	–
5 Years	-14.05	-9.59	–
Since Inception	-34.89	236.52	–
<b>Calendar Year Returns (%)</b>			
2023	3.61	0.01	–
2022	-5.85	-0.28	–
2021	-1.20	7.34	–
2020	-8.73	-16.52	–
2019	6.55	8.84	–

Source: All fund data quoted are Allianz Global Investors/IDS GmbH/Morningstar, as at 29/02/2024, unless stated otherwise.

\* On 02/02/2024, Allianz Indonesia Equity was renamed to Allianz Asia Pacific Income. There was a material change of the Fund's objectives and investment strategy. The previous performance was achieved under circumstances that no longer apply. Please refer to the offering documents for details. On 09/12/2005, the assets of Dresdner RCM New Tiger Selections – Indonesia were transferred to Allianz Global Investors Selections RCM Indonesia Fund ("Allianz GIS RCM Indonesia Fund"). On 03/10/2008, the assets of Allianz GIS RCM Indonesia Fund were merged into Allianz Global Investors Fund - Allianz Indonesia Equity (formerly named: Allianz RCM Indonesia).

Fund performance is calculated on NAV to NAV basis in denominated currency of the respective share class with gross dividends re-invested. HKD/USD based investors are exposed to foreign exchange fluctuations.

- 1) Source: Morningstar, as at 31/01/2024. Copyright © 2024 Morningstar Asia Limited ("Morningstar"). All Rights Reserved. The information contained herein: (1) is proprietary to Morningstar and/or its content providers; (2) may not be copied or distributed; and (3) is not warranted to be accurate, complete or timely. Neither Morningstar nor its content providers are responsible for any damages or losses arising from any use of this information. Past performance is no guarantee of future results.
- 2) Dividend payments are applicable for Class A Dis (annual distribution) and for Class AMg Dis (monthly distribution) and for reference only. Yields are not guaranteed, dividend may be paid out from capital (Class A/AMg). This may result in an immediate decrease in the NAV per share and may reduce the capital available for the Fund for future investment and capital growth. Positive distribution yield does not imply positive return.
- 3) Annualised Dividend Yield = Dividend Per Share / Ex-Dividend Date NAV. Positive distribution yield does not imply positive return. Dividend is not guaranteed. Historical dividend yield is not indicative of future dividend payouts.
- 4) The Fund Size quoted includes all share classes of the Fund.
- 5) EU Sustainability-related Disclosure Regulation. Information is accurate at time of publishing.
- 6) The All-in-Fee includes the expenses previously called management and administration fees.
- 7) Total Expense Ratio (TER): Owing to repositioning of the Sub-Fund effective on 2 February 2024, best estimate was used for the ongoing charges figure which is calculated based on the estimated total costs borne by the Sub-Fund over a 12-month period divided by the estimated average net assets over the same period (except transaction costs).
- 8) Inception Date means the very first date when the Fund commenced its operations (irrespective of any dates of restructuring/merging of assets thereafter).

Information herein is based on sources we believe to be accurate and reliable as at the date it was made. We reserve the right to revise any information herein at any time without notice. No offer or solicitation to buy or sell securities and no investment advice or recommendation is made herein. In making investment decisions, investors should not rely solely on this material but should seek independent professional advice.

Investing in fixed income instruments (if applicable) may expose investors to various risks, including but not limited to creditworthiness, interest rate, liquidity and restricted flexibility risks. Changes to the economic environment and market conditions may affect these risks, resulting in an adverse effect to the value of the investment. During periods of rising nominal interest rates, the values of fixed income instruments (including short positions with respect to fixed income instruments) are generally expected to decline. Conversely, during periods of declining interest rates, the values are generally expected to rise. Liquidity risk may possibly delay or prevent account withdrawals or redemptions.

Investment involves risks, in particular, risks associated with investment in emerging and less developed markets. Past performance is not indicative of future performance. Investors should read the offering documents for further details, including the risk factors, before investing. This material and website have not been reviewed by the Securities and Futures Commission of Hong Kong. Issued by Allianz Global Investors Asia Pacific Limited.

Allianz Global Investors Asia Pacific Limited (32/F, Two Pacific Place, 88 Queensway, Admiralty, Hong Kong) is the Hong Kong Representative and is regulated by the Securities and Futures Commission of Hong Kong. (54/F, One Island East 18 Westlands Road, Quarry Bay, Hong Kong).

Admaster ID: 3425359